

General Information

Urbanized Area (UZA) Statistics - 2010 Census

233 Tuscaloosa, AL
 90 Square Miles
 139,114 Population
 233 Pop. Rank out of 498 UZAs

Other UZAs Served

0 Alabama Non-UZA

Service Area Statistics

171 Square Miles
 136,487 Population

Service Consumption

316,541 Annual Unlinked Trips (UPT)

Service Supplied

421,107 Annual Vehicle Revenue Miles (VRM)
 28,200 Annual Vehicle Revenue Hours (VRH)

Database Information

NTDID: 40045

Reporter Type: Reduced Reporter

Financial Information

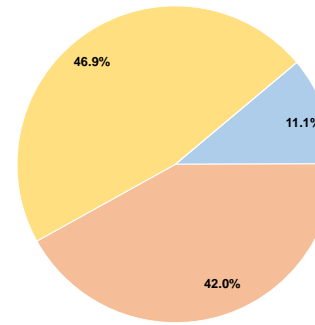
Sources of Operating Funds Expended

Fare Revenues	\$186,793	11.1%
Local Funds	\$708,460	42.0%
State Funds	\$0	0.0%
Federal Assistance	\$792,109	46.9%
Other Funds	\$0	0.0%
Total Operating Funds Expended	\$1,687,362	100.0%

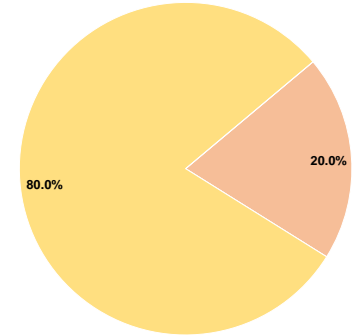
Sources of Capital Funds Expended

Fare Revenues	\$0	0.0%
Local Funds	\$118,122	20.0%
State Funds	\$0	0.0%
Federal Assistance	\$472,488	80.0%
Other Funds	\$0	0.0%
Total Capital Funds Expended	\$590,610	100.0%

Operating Funding Sources



Capital Funding Sources



Modal Characteristics

Operation Characteristics

Vehicles Operated at Maximum Service

Mode	Directly Operated	Purchased Transportation	Operating Expenses	Fare Revenues	Uses of Capital Funds	Annual Unlinked Trips	Annual Vehicle Revenue Miles	Annual Vehicle Revenue Hours	Average Fleet Age in Years ¹
Bus	7	-	\$1,256,794	\$140,095	\$536,304	301,699	296,570	18,521	6.3
Demand Response	5	-	\$430,568	\$46,698	\$54,306	14,842	124,537	9,679	7.0
Total	12	-	\$1,687,362	\$186,793	\$590,610	316,541	421,107	28,200	

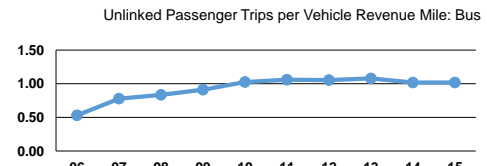
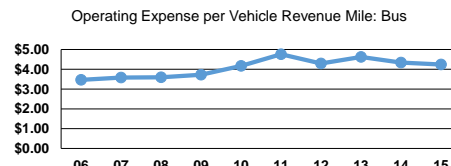
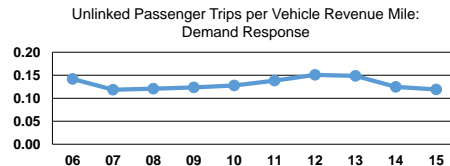
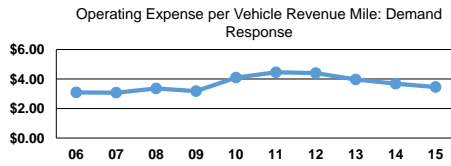
Performance Measures

Service Efficiency

Mode	Operating Expenses per Vehicle Revenue Mile	Operating Expenses per Vehicle Revenue Hour
Bus	\$4.24	\$67.86
Demand Response	\$3.46	\$44.48
Total	\$4.01	\$59.84

Service Effectiveness

Mode	Operating Expenses per Unlinked Passenger Trip	Unlinked Trips per Vehicle Revenue Mile	Unlinked Trips per Vehicle Revenue Hour
Bus	\$4.17	1.0	16.3
Demand Response	\$29.01	0.1	1.5
Total	\$5.33	0.8	11.2



Notes:

¹Demand Response - Taxi (DT) and non-dedicated fleets do not report fleet age data.