

General Information

Urbanized Area (UZA) Statistics - 2010 Census

357 Hattiesburg, MS
 69 Square Miles
 80,358 Population
 357 Pop. Rank out of 498 UZAs

Service Area Statistics

43 Square Miles
 51,084 Population

Service Consumption

98,911 Annual Unlinked Trips (UPT)

Service Supplied

236,220 Annual Vehicle Revenue Miles (VRM)
 16,864 Annual Vehicle Revenue Hours (VRH)

Database Information

NTDID: 40060

Reporter Type: Reduced Reporter

Financial Information

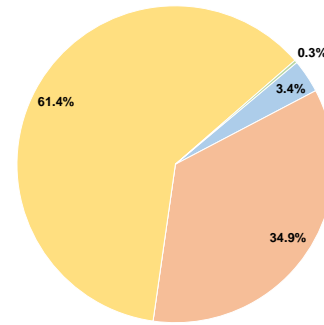
Sources of Operating Funds Expended

Fare Revenues	\$41,177	3.4%
Local Funds	\$420,281	34.9%
State Funds	\$0	0.0%
Federal Assistance	\$737,935	61.4%
Other Funds	\$3,317	0.3%
Total Operating Funds Expended	\$1,202,710	100.0%

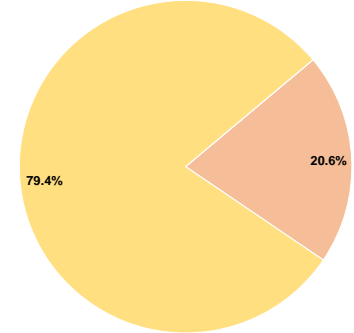
Sources of Capital Funds Expended

Fare Revenues	\$0	0.0%
Local Funds	\$4,150	20.6%
State Funds	\$0	0.0%
Federal Assistance	\$16,000	79.4%
Other Funds	\$0	0.0%
Total Capital Funds Expended	\$20,150	100.0%

Operating Funding Sources



Capital Funding Sources



Modal Characteristics

Operation Characteristics

Vehicles Operated at Maximum Service

Mode	Directly Operated	Purchased Transportation	Operating Expenses	Fare Revenues	Uses of Capital Funds	Annual Unlinked Trips	Annual Vehicle Revenue Miles	Annual Vehicle Revenue Hours	Average Fleet Age in Years ¹
Bus	4	-	\$909,986	\$41,177	\$15,178	90,913	177,930	10,912	5.4
Demand Response	3	-	\$292,724	\$0	\$4,972	7,998	58,290	5,952	3.2
Total	7	-	\$1,202,710	\$41,177	\$20,150	98,911	236,220	16,864	

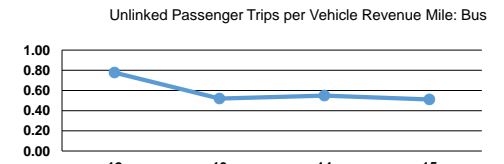
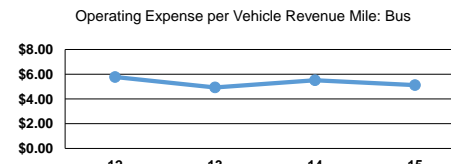
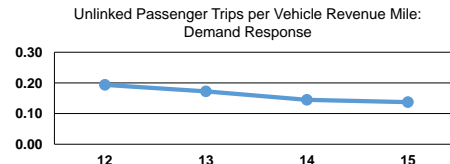
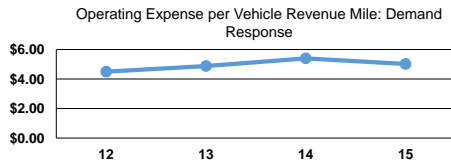
Performance Measures

Service Efficiency

Mode	Operating Expenses per Vehicle Revenue Mile	Operating Expenses per Vehicle Revenue Hour
Bus	\$5.11	\$83.39
Demand Response	\$5.02	\$49.18
Total	\$5.09	\$71.32

Service Effectiveness

Mode	Operating Expenses per Unlinked Passenger Trip	Unlinked Trips per Vehicle Revenue Mile	Unlinked Trips per Vehicle Revenue Hour
Bus	\$10.01	0.5	8.3
Demand Response	\$36.60	0.1	1.3
Total	\$12.16	0.4	5.9



Notes:

¹Demand Response - Taxi (DT) and non-dedicated fleets do not report fleet age data.