

General Information

Urbanized Area (UZA) Statistics - 2010 Census

21 San Juan, PR
 867 **Square Miles**
 2,148,346 **Population**
 21 **Pop. Rank out of 498 UZAs**

Service Area Statistics

47 **Square Miles**
 59,662 **Population**

Service Consumption

37,651 **Annual Unlinked Trips (UPT)**

Service Supplied

67,831 **Annual Vehicle Revenue Miles (VRM)**
 5,932 **Annual Vehicle Revenue Hours (VRH)**

Database Information

NTDID: 40117

Reporter Type: Reduced Reporter

Financial Information

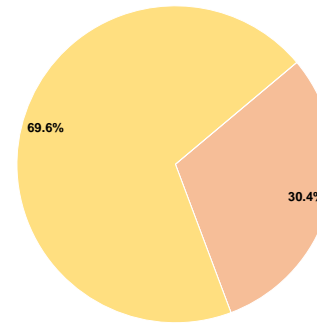
Sources of Operating Funds Expended

Fare Revenues	\$0	0.0%
Local Funds	\$43,001	30.4%
State Funds	\$0	0.0%
Federal Assistance	\$98,420	69.6%
Other Funds	\$0	0.0%
Total Operating Funds Expended	\$141,421	100.0%

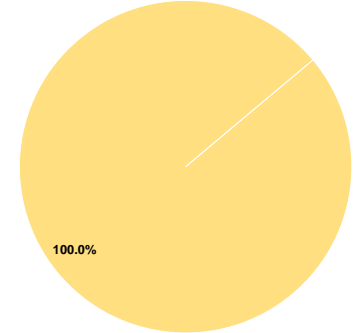
Sources of Capital Funds Expended

Fare Revenues	\$0	0.0%
Local Funds	\$0	0.0%
State Funds	\$0	0.0%
Federal Assistance	\$59,691	100.0%
Other Funds	\$0	0.0%
Total Capital Funds Expended	\$59,691	100.0%

Operating Funding Sources



Capital Funding Sources



Modal Characteristics

Operation Characteristics

Vehicles Operated at Maximum Service

Mode	Directly Operated	Purchased Transportation	Operating Expenses	Fare Revenues	Uses of Capital Funds	Annual Unlinked Trips	Annual Vehicle Revenue Miles	Annual Vehicle Revenue Hours	Average Fleet Age in Years ¹
Bus	1	-	\$21,829	\$0	\$0	29,759	22,599	2,032	3.0
Demand Response	2	-	\$119,592	\$0	\$59,691	7,892	45,232	3,900	3.0
Total	3	-	\$141,421	\$0	\$59,691	37,651	67,831	5,932	

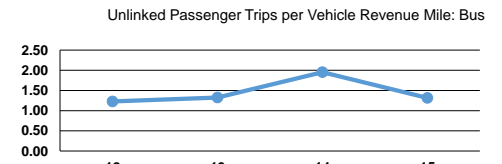
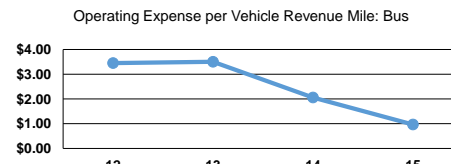
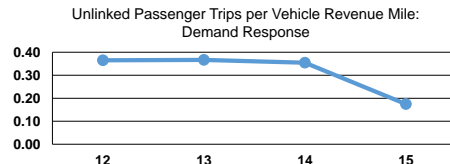
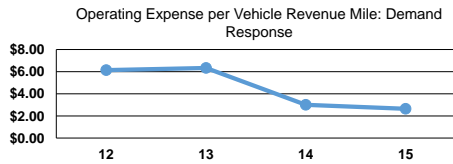
Performance Measures

Service Efficiency

Mode	Operating Expenses per Vehicle Revenue Mile	Operating Expenses per Vehicle Revenue Hour
Bus	\$0.97	\$10.74
Demand Response	\$2.64	\$30.66
Total	\$2.08	\$23.84

Service Effectiveness

Mode	Operating Expenses per Unlinked Passenger Trip	Unlinked Trips per Vehicle Revenue Mile	Unlinked Trips per Vehicle Revenue Hour
Bus	\$0.73	1.3	14.6
Demand Response	\$15.15	0.2	2.0
Total	\$3.76	0.6	6.3



Notes:

¹Demand Response - Taxi (DT) and non-dedicated fleets do not report fleet age data.