

General Information

Urbanized Area (UZA) Statistics - 2010 Census

21 San Juan, PR
 867 **Square Miles**
 2,148,346 **Population**
 21 **Pop. Rank out of 498 UZAs**

Other UZAs Served

0 Puerto Rico Non-UZA

Service Area Statistics

6 **Square Miles**
 45,369 **Population**

Service Consumption

29,482 **Annual Unlinked Trips (UPT)**

Service Supplied

22,930 **Annual Vehicle Revenue Miles (VRM)**
 2,438 **Annual Vehicle Revenue Hours (VRH)**

Database Information

NTDID: 40123

Reporter Type: Reduced Reporter

Financial Information

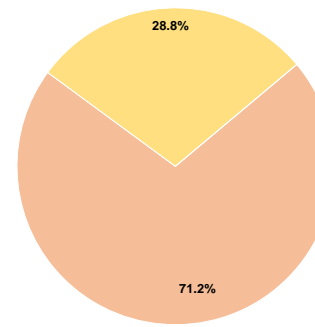
Sources of Operating Funds Expended

Fare Revenues	\$0	0.0%
Local Funds	\$37,822	71.2%
State Funds	\$0	0.0%
Federal Assistance	\$15,301	28.8%
Other Funds	\$0	0.0%
Total Operating Funds Expended	\$53,123	100.0%

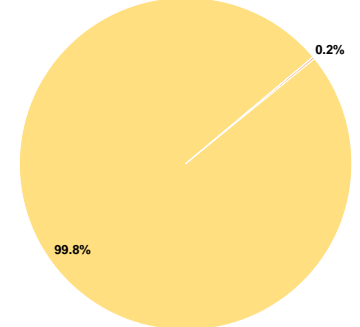
Sources of Capital Funds Expended

Fare Revenues	\$0	0.0%
Local Funds	\$553	0.2%
State Funds	\$0	0.0%
Federal Assistance	\$227,643	99.8%
Other Funds	\$0	0.0%
Total Capital Funds Expended	\$228,196	100.0%

Operating Funding Sources



Capital Funding Sources



Modal Characteristics

Operation Characteristics

Vehicles Operated at Maximum Service

Mode	Directly Operated	Purchased Transportation	Operating Expenses	Fare Revenues	Uses of Capital Funds	Annual Unlinked Trips	Annual Vehicle Revenue Miles	Annual Vehicle Revenue Hours	Average Fleet Age in Years ¹
Bus	1	-	\$29,986	\$0	\$225,429	28,367	13,708	1,404	6.0
Demand Response	1	-	\$23,137	\$0	\$2,768	1,115	9,222	1,034	7.0
Total	2	-	\$53,123	\$0	\$228,197	29,482	22,930	2,438	

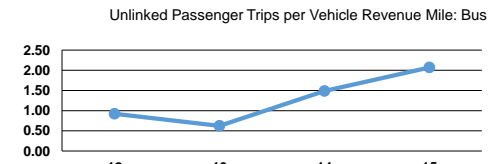
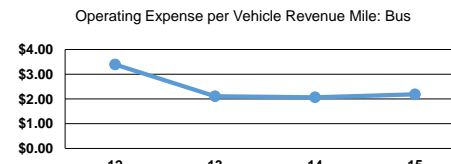
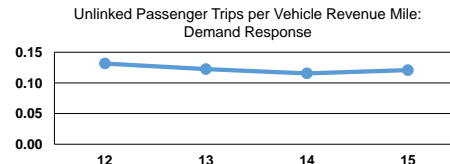
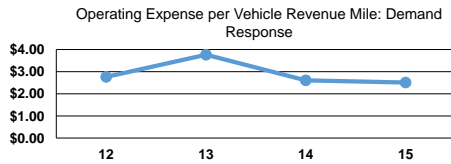
Performance Measures

Service Efficiency

Mode	Operating Expenses per Vehicle Revenue Mile	Operating Expenses per Vehicle Revenue Hour
Bus	\$2.19	\$21.36
Demand Response	\$2.51	\$22.38
Total	\$2.32	\$21.79

Service Effectiveness

Mode	Operating Expenses per Unlinked Passenger Trip	Unlinked Trips per Vehicle Revenue Mile	Unlinked Trips per Vehicle Revenue Hour
Bus	\$1.06	2.1	20.2
Demand Response	\$20.75	0.1	1.1
Total	\$1.80	1.3	12.1



Notes:

¹Demand Response - Taxi (DT) and non-dedicated fleets do not report fleet age data.