

General Information

Urbanized Area (UZA) Statistics - 2010 Census

442 Goldsboro, NC
 53 Square Miles
 61,054 Population
 442 Pop. Rank out of 498 UZAs

Other UZAs Served

0 North Carolina Non-UZA

Service Area Statistics

35 Square Miles
 36,303 Population

Service Consumption

266,772 Annual Unlinked Trips (UPT)

Service Supplied

722,888 Annual Vehicle Revenue Miles (VRM)
 44,868 Annual Vehicle Revenue Hours (VRH)

Database Information

NTDID: 40132

Reporter Type: Reduced Reporter

Financial Information

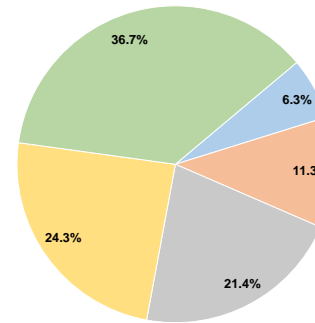
Sources of Operating Funds Expended

Fare Revenues	\$153,144	6.3%
Local Funds	\$275,406	11.3%
State Funds	\$520,244	21.4%
Federal Assistance	\$590,013	24.3%
Other Funds	\$892,556	36.7%
Total Operating Funds Expended	\$2,431,363	100.0%

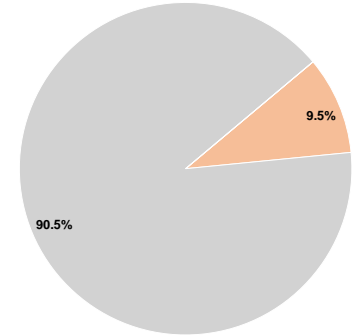
Sources of Capital Funds Expended

Fare Revenues	\$0	0.0%
Local Funds	\$18,635	9.5%
State Funds	\$176,517	90.5%
Federal Assistance	\$0	0.0%
Other Funds	\$0	0.0%
Total Capital Funds Expended	\$195,152	100.0%

Operating Funding Sources



Capital Funding Sources



Modal Characteristics

Operation Characteristics

Vehicles Operated at Maximum Service

Mode	Directly Operated	Purchased Transportation	Operating Expenses	Fare Revenues	Uses of Capital Funds	Annual Unlinked Trips	Annual Vehicle Revenue Miles	Annual Vehicle Revenue Hours	Average Fleet Age in Years ¹
Bus	5	-	\$1,130,297	\$135,475	\$0	213,265	307,478	18,987	7.3
Demand Response	15	-	\$1,301,066	\$17,669	\$195,152	53,507	415,410	25,881	1.7
Total	20	-	\$2,431,363	\$153,144	\$195,152	266,772	722,888	44,868	

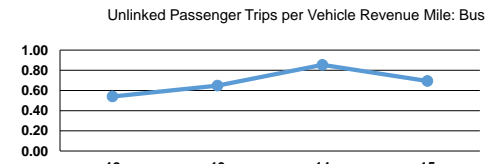
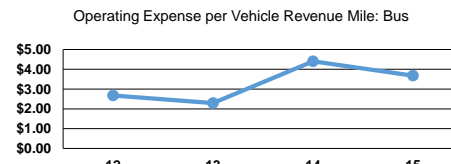
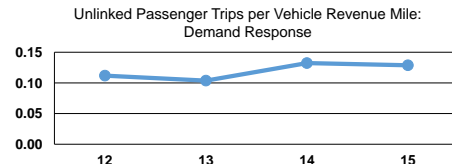
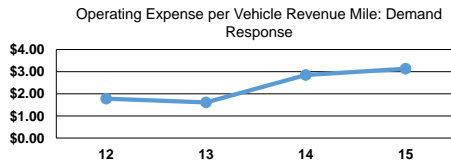
Performance Measures

Service Efficiency

Mode	Operating Expenses per Vehicle Revenue Mile	Operating Expenses per Vehicle Revenue Hour
Bus	\$3.68	\$59.53
Demand Response	\$3.13	\$50.27
Total	\$3.36	\$54.19

Service Effectiveness

Mode	Operating Expenses per Unlinked Passenger Trip	Unlinked Trips per Vehicle Revenue Mile	Unlinked Trips per Vehicle Revenue Hour
Bus	\$5.30	0.7	11.2
Demand Response	\$24.32	0.1	2.1
Total	\$9.11	0.4	5.9



Notes:

¹Demand Response - Taxi (DT) and non-dedicated fleets do not report fleet age data.