

General Information

Urbanized Area (UZA) Statistics - 2010 Census

120 Greensboro, NC
 185 **Square Miles**
 311,810 **Population**
 120 **Pop. Rank out of 498 UZAs**

Other UZAs Served

0 North Carolina Non-UZA; 202 High Point, NC

Service Area Statistics

52 **Square Miles**
 248,111 **Population**

Service Consumption

148,338 **Annual Unlinked Trips (UPT)**

Service Supplied

400,069 **Annual Vehicle Revenue Miles (VRM)**
 22,191 **Annual Vehicle Revenue Hours (VRH)**

Database Information

NTDID: 40133

Reporter Type: Reduced Reporter

Financial Information

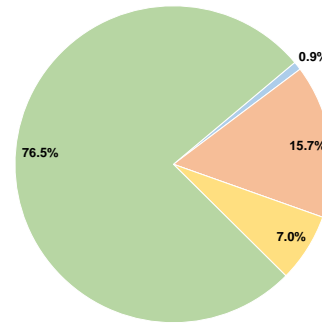
Sources of Operating Funds Expended

Fare Revenues	\$27,300	0.9%
Local Funds	\$496,443	15.7%
State Funds	\$0	0.0%
Federal Assistance	\$221,842	7.0%
Other Funds	\$2,421,117	76.5%
Total Operating Funds Expended	\$3,166,702	100.0%

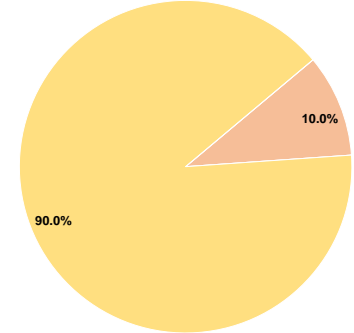
Sources of Capital Funds Expended

Fare Revenues	\$0	0.0%
Local Funds	\$106	10.0%
State Funds	\$0	0.0%
Federal Assistance	\$954	90.0%
Other Funds	\$0	0.0%
Total Capital Funds Expended	\$1,060	100.0%

Operating Funding Sources



Capital Funding Sources



Modal Characteristics

Operation Characteristics

Vehicles Operated at Maximum Service

Mode	Directly Operated	Purchased Transportation	Operating Expenses	Fare Revenues	Uses of Capital Funds	Annual Unlinked Trips	Annual Vehicle Revenue Miles	Annual Vehicle Revenue Hours	Average Fleet Age in Years ¹
Demand Response	20	-	\$3,166,702	\$27,300	\$1,060	148,338	400,069	22,191	4.3
Total	20	-	\$3,166,702	\$27,300	\$1,060	148,338	400,069	22,191	

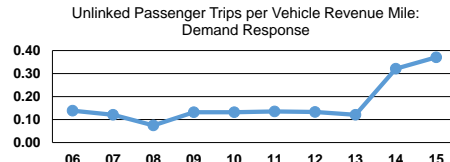
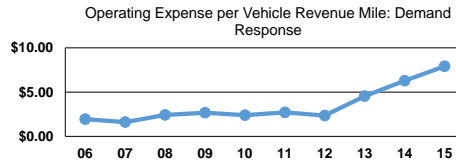
Performance Measures

Service Efficiency

Mode	Operating Expenses per Vehicle Revenue Mile	Operating Expenses per Vehicle Revenue Hour
Demand Response	\$7.92	\$142.70
Total	\$7.92	\$142.70

Service Effectiveness

Mode	Operating Expenses per Unlinked Passenger Trip	Unlinked Trips per Vehicle Revenue Mile	Unlinked Trips per Vehicle Revenue Hour
Demand Response	\$21.35	0.4	6.7
Total	\$21.35	0.4	6.7



Notes:

¹Demand Response - Taxi (DT) and non-dedicated fleets do not report fleet age data.