

Municipality of Hatillo

2015 Annual Agency Profile

PO Box 8
Hatillo, PR 00659

Mayor: Hon Jos   Rodr  guez
787-820-2037

General Information

Urbanized Area (UZA) Statistics - 2010 Census

232 Arecibo, PR
84 Square Miles
139,171 Population
232 Pop. Rank out of 498 UZAs

Service Area Statistics

42 Square Miles
41,830 Population

Service Consumption

17,919 Annual Unlinked Trips (UPT)

Service Supplied

29,028 Annual Vehicle Revenue Miles (VRM)
5,902 Annual Vehicle Revenue Hours (VRH)

Database Information

NTDID: 40151

Reporter Type: Reduced Reporter

Financial Information

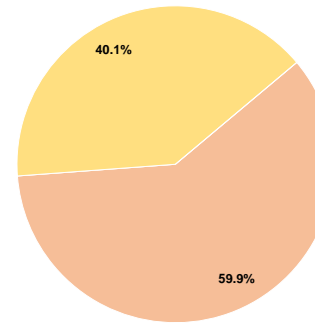
Sources of Operating Funds Expended

Fare Revenues	\$0	0.0%
Local Funds	\$131,612	59.9%
State Funds	\$0	0.0%
Federal Assistance	\$87,985	40.1%
Other Funds	\$0	0.0%
Total Operating Funds Expended	\$219,597	100.0%

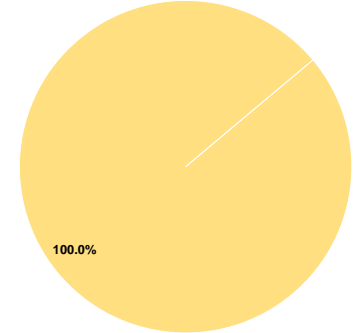
Sources of Capital Funds Expended

Fare Revenues	\$0	0.0%
Local Funds	\$0	0.0%
State Funds	\$0	0.0%
Federal Assistance	\$8,575	100.0%
Other Funds	\$0	0.0%
Total Capital Funds Expended	\$8,575	100.0%

Operating Funding Sources



Capital Funding Sources



Modal Characteristics

Operation Characteristics

Vehicles Operated at Maximum Service

Mode	Directly Operated	Purchased Transportation	Operating Expenses	Fare Revenues	Uses of Capital Funds	Annual Unlinked Trips	Annual Vehicle Revenue Miles	Annual Vehicle Revenue Hours	Average Fleet Age in Years ¹
Bus	4	-	\$134,743	\$0	\$8,575	16,520	19,455	3,620	9.2
Demand Response	2	-	\$84,854	\$0	\$0	1,399	9,573	2,282	7.5
Total	6	-	\$219,597	\$0	\$8,575	17,919	29,028	5,902	

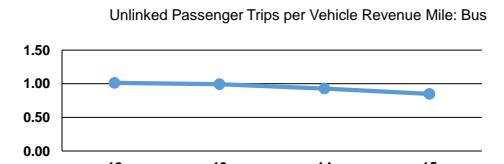
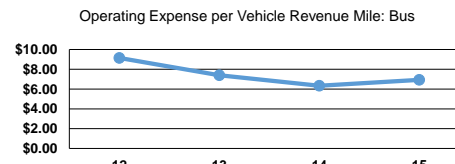
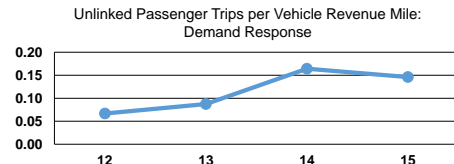
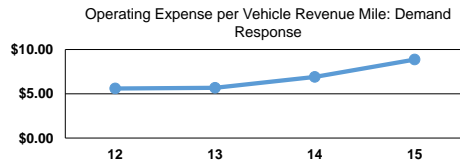
Performance Measures

Service Efficiency

Mode	Operating Expenses per Vehicle Revenue Mile	Operating Expenses per Vehicle Revenue Hour
Bus	\$6.93	\$37.22
Demand Response	\$8.86	\$37.18
Total	\$7.57	\$37.21

Service Effectiveness

Mode	Operating Expenses per Unlinked Passenger Trip	Unlinked Trips per Vehicle Revenue Mile	Unlinked Trips per Vehicle Revenue Hour
Bus	\$8.16	0.8	4.6
Demand Response	\$60.65	0.1	0.6
Total	\$12.25	0.6	3.0



Notes:

¹Demand Response - Taxi (DT) and non-dedicated fleets do not report fleet age data.