

General Information

Urbanized Area (UZA) Statistics - 2010 Census

9 Atlanta, GA
 2,645 Square Miles
 4,515,419 Population
 9 Pop. Rank out of 498 UZAs

Other UZAs Served

0 Georgia Non-UZA

Service Area Statistics

18 Square Miles
 19,158 Population

Service Consumption

76,930 Annual Unlinked Trips (UPT)

Service Supplied

312,962 Annual Vehicle Revenue Miles (VRM)
 21,216 Annual Vehicle Revenue Hours (VRH)

Database Information

NTDID: 40161

Reporter Type: Reduced Reporter

Financial Information

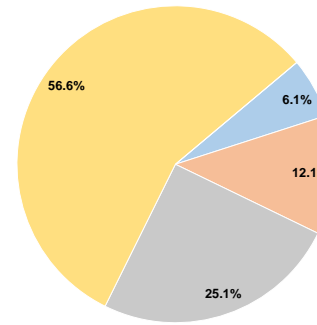
Sources of Operating Funds Expended

Fare Revenues	\$50,715	6.1%
Local Funds	\$100,204	12.1%
State Funds	\$207,475	25.1%
Federal Assistance	\$466,798	56.6%
Other Funds	\$0	0.0%
Total Operating Funds Expended	\$825,192	100.0%

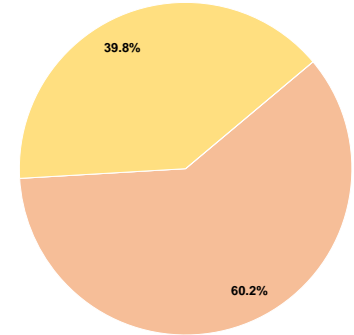
Sources of Capital Funds Expended

Fare Revenues	\$0	0.0%
Local Funds	\$21,688	60.2%
State Funds	\$0	0.0%
Federal Assistance	\$14,349	39.8%
Other Funds	\$0	0.0%
Total Capital Funds Expended	\$36,037	100.0%

Operating Funding Sources



Capital Funding Sources



Modal Characteristics

Operation Characteristics

Vehicles Operated at Maximum Service

Mode	Directly Operated	Purchased Transportation	Operating Expenses	Fare Revenues	Uses of Capital Funds	Annual Unlinked Trips	Annual Vehicle Revenue Miles	Annual Vehicle Revenue Hours	Average Fleet Age in Years ¹
Bus	2	-	\$211,457	\$23,671	\$18,101	28,668	58,725	3,752	5.0
Demand Response	10	-	\$613,735	\$27,044	\$17,936	48,262	254,237	17,464	3.0
Total	12	-	\$825,192	\$50,715	\$36,037	76,930	312,962	21,216	

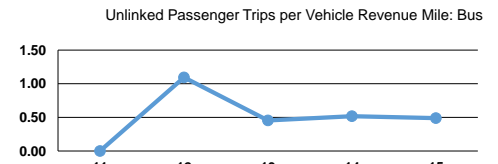
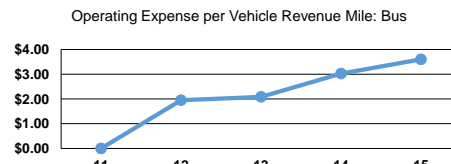
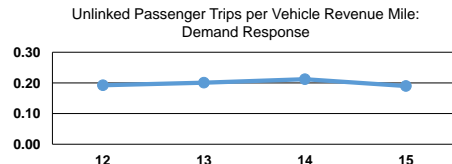
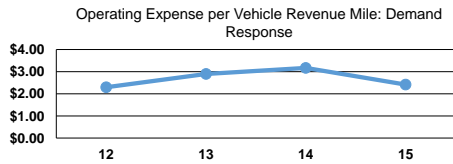
Performance Measures

Service Efficiency

Mode	Operating Expenses per Vehicle Revenue Mile	Operating Expenses per Vehicle Revenue Hour
Bus	\$3.60	\$56.36
Demand Response	\$2.41	\$35.14
Total	\$2.64	\$38.89

Service Effectiveness

Mode	Operating Expenses per Unlinked Passenger Trip	Unlinked Trips per Vehicle Revenue Mile	Unlinked Trips per Vehicle Revenue Hour
Bus	\$7.38	0.5	7.6
Demand Response	\$12.72	0.2	2.8
Total	\$10.73	0.2	3.6



Notes:

¹Demand Response - Taxi (DT) and non-dedicated fleets do not report fleet age data.