

**General Information**

**Urbanized Area (UZA) Statistics - 2010 Census**

167 Concord, NC  
 180 Square Miles  
 214,881 Population  
 167 Pop. Rank out of 498 UZAs

**Service Area Statistics**

63 Square Miles  
 96,501 Population

**Service Consumption**

472,561 Annual Unlinked Trips (UPT)

**Service Supplied**

634,188 Annual Vehicle Revenue Miles (VRM)  
 35,336 Annual Vehicle Revenue Hours (VRH)

**Database Information**

NTDID: 40167

Reporter Type: Reduced Reporter

**Financial Information**

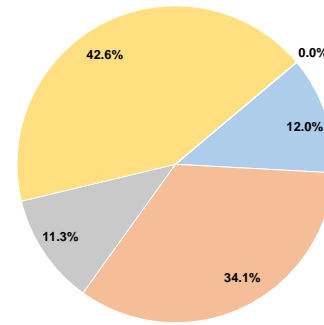
**Sources of Operating Funds Expended**

Fare Revenues	\$295,558	12.0%
Local Funds	\$840,893	34.1%
State Funds	\$279,718	11.3%
Federal Assistance	\$1,051,449	42.6%
Other Funds	\$1,132	0.0%
<b>Total Operating Funds Expended</b>	<b>\$2,468,750</b>	<b>100.0%</b>

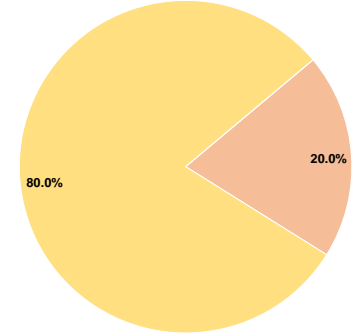
**Sources of Capital Funds Expended**

Fare Revenues	\$0	0.0%
Local Funds	\$95,895	20.0%
State Funds	\$0	0.0%
Federal Assistance	\$383,582	80.0%
Other Funds	\$0	0.0%
<b>Total Capital Funds Expended</b>	<b>\$479,477</b>	<b>100.0%</b>

**Operating Funding Sources**



**Capital Funding Sources**



**Modal Characteristics**

**Operation Characteristics**

**Vehicles Operated at Maximum Service**

Mode	Directly Operated	Purchased Transportation	Operating Expenses	Fare Revenues	Uses of Capital Funds	Annual Unlinked Trips	Annual Vehicle Revenue Miles	Annual Vehicle Revenue Hours	Average Fleet Age in Years <sup>1</sup>
Bus	-	7	\$2,468,750	\$295,558	\$479,477	472,561	634,188	35,336	2.7
<b>Total</b>	<b>-</b>	<b>7</b>	<b>\$2,468,750</b>	<b>\$295,558</b>	<b>\$479,477</b>	<b>472,561</b>	<b>634,188</b>	<b>35,336</b>	

**Performance Measures**

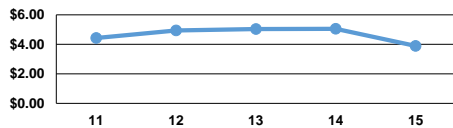
**Service Efficiency**

Mode	Operating Expenses per Vehicle Revenue Mile	Operating Expenses per Vehicle Revenue Hour
Bus	\$3.89	\$69.87
<b>Total</b>	<b>\$3.89</b>	<b>\$69.87</b>

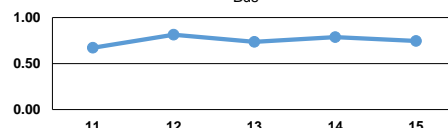
**Service Effectiveness**

Mode	Operating Expenses per Unlinked Passenger Trip	Unlinked Trips per Vehicle Revenue Mile	Unlinked Trips per Vehicle Revenue Hour
Bus	\$5.22	0.7	13.4
<b>Total</b>	<b>\$5.22</b>	<b>0.7</b>	<b>13.4</b>

Operating Expense per Vehicle Revenue Mile: Bus



Unlinked Passenger Trips per Vehicle Revenue Mile: Bus



**Notes:**

<sup>1</sup>Demand Response - Taxi (DT) and non-dedicated fleets do not report fleet age data.

\*This agency has a purchased transportation relationship in which they buy service from Cabarrus County Transportation Services (NTDID: 40214), and in which the data are captured in another report for mode DR/PT.