

General Information

Urbanized Area (UZA) Statistics - 2010 Census

414 Cleveland, TN
 55 Square Miles
 66,777 Population
 414 Pop. Rank out of 498 UZAs

Service Area Statistics

24 Square Miles
 66,333 Population

Service Consumption

128,155 Annual Unlinked Trips (UPT)

Service Supplied

337,518 Annual Vehicle Revenue Miles (VRM)
 30,141 Annual Vehicle Revenue Hours (VRH)

Database Information

NTDID: 40170

Reporter Type: Reduced Reporter

Financial Information

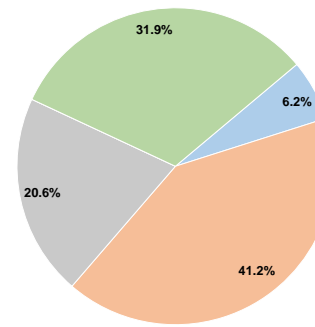
Sources of Operating Funds Expended

Fare Revenues	\$57,615	6.2%
Local Funds	\$382,664	41.2%
State Funds	\$191,300	20.6%
Federal Assistance	\$0	0.0%
Other Funds	\$296,502	31.9%
Total Operating Funds Expended	\$928,081	100.0%

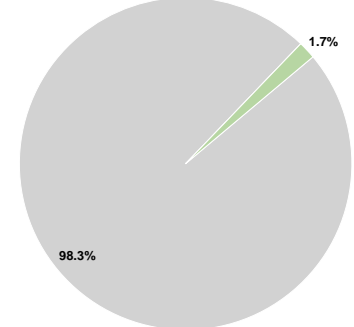
Sources of Capital Funds Expended

Fare Revenues	\$0	0.0%
Local Funds	\$0	0.0%
State Funds	\$180,900	98.3%
Federal Assistance	\$0	0.0%
Other Funds	\$3,150	1.7%
Total Capital Funds Expended	\$184,050	100.0%

Operating Funding Sources



Capital Funding Sources



Modal Characteristics

Operation Characteristics

Vehicles Operated at Maximum Service

Mode	Directly Operated	Purchased Transportation	Operating Expenses	Fare Revenues	Uses of Capital Funds	Annual Unlinked Trips	Annual Vehicle Revenue Miles	Annual Vehicle Revenue Hours	Average Fleet Age in Years ¹
Bus	9	-	\$441,036	\$35,453	\$67,743	102,287	197,757	16,071	5.9
Demand Response	9	-	\$487,045	\$22,162	\$116,307	25,868	139,761	14,070	3.3
Total	18	-	\$928,081	\$57,615	\$184,050	128,155	337,518	30,141	

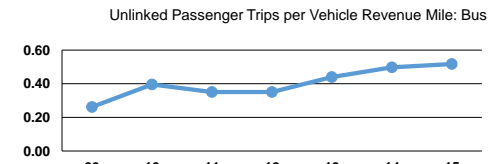
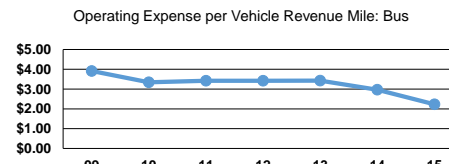
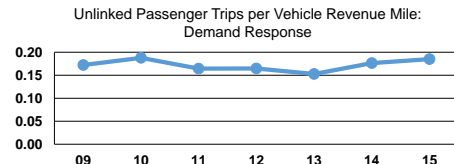
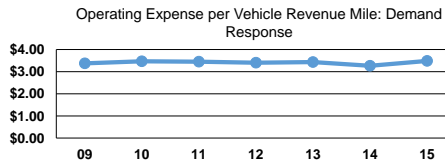
Performance Measures

Service Efficiency

Mode	Operating Expenses per Vehicle Revenue Mile	Operating Expenses per Vehicle Revenue Hour
Bus	\$2.23	\$27.44
Demand Response	\$3.48	\$34.62
Total	\$2.75	\$30.79

Service Effectiveness

Mode	Operating Expenses per Unlinked Passenger Trip	Unlinked Trips per Vehicle Revenue Mile	Unlinked Trips per Vehicle Revenue Hour
Bus	\$4.31	0.5	6.4
Demand Response	\$18.83	0.2	1.8
Total	\$7.24	0.4	4.3



Notes:

¹Demand Response - Taxi (DT) and non-dedicated fleets do not report fleet age data.