

General Information

Urbanized Area (UZA) Statistics - 2010 Census

319 Yauco, PR
 47 **Square Miles**
 90,899 **Population**
 319 **Pop. Rank out of 498 UZAs**

Other UZAs Served

0 Puerto Rico Non-UZA

Service Area Statistics

62 **Square Miles**
 42,043 **Population**

Service Consumption

118,287 **Annual Unlinked Trips (UPT)**

Service Supplied

302,141 **Annual Vehicle Revenue Miles (VRM)**
 45,377 **Annual Vehicle Revenue Hours (VRH)**

Database Information

NTDID: 40174

Reporter Type: Reduced Reporter

Financial Information

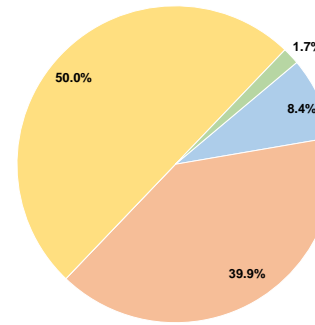
Sources of Operating Funds Expended

Fare Revenues	\$60,107	8.4%
Local Funds	\$284,853	39.9%
State Funds	\$0	0.0%
Federal Assistance	\$357,379	50.0%
Other Funds	\$12,420	1.7%
Total Operating Funds Expended	\$714,759	100.0%

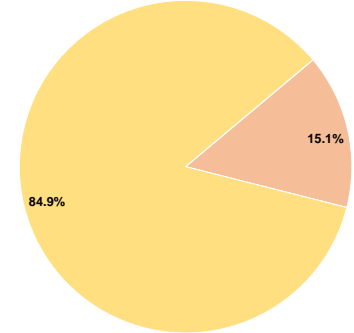
Sources of Capital Funds Expended

Fare Revenues	\$0	0.0%
Local Funds	\$32,707	15.1%
State Funds	\$0	0.0%
Federal Assistance	\$184,489	84.9%
Other Funds	\$0	0.0%
Total Capital Funds Expended	\$217,196	100.0%

Operating Funding Sources



Capital Funding Sources



Modal Characteristics

Operation Characteristics

Vehicles Operated at Maximum Service

Mode	Directly Operated	Purchased Transportation	Operating Expenses	Fare Revenues	Uses of Capital Funds	Annual Unlinked Trips	Annual Vehicle Revenue Miles	Annual Vehicle Revenue Hours	Average Fleet Age in Years ¹
Bus	16	-	\$625,443	\$60,107	\$217,195	113,895	251,407	40,240	3.2
Demand Response	3	-	\$89,316	\$0	\$0	4,392	50,734	5,137	3.0
Total	19	-	\$714,759	\$60,107	\$217,195	118,287	302,141	45,377	

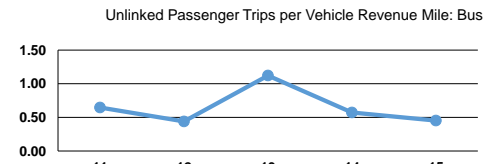
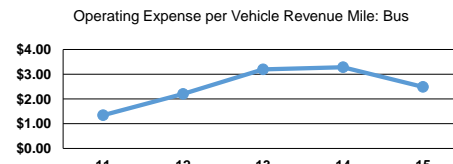
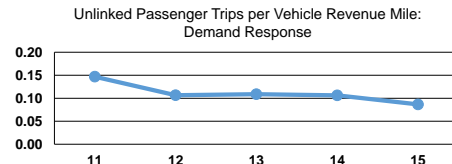
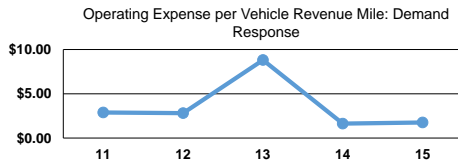
Performance Measures

Service Efficiency

Mode	Operating Expenses per Vehicle Revenue Mile	Operating Expenses per Vehicle Revenue Hour
Bus	\$2.49	\$15.54
Demand Response	\$1.76	\$17.39
Total	\$2.37	\$15.75

Service Effectiveness

Mode	Operating Expenses per Unlinked Passenger Trip	Unlinked Trips per Vehicle Revenue Mile	Unlinked Trips per Vehicle Revenue Hour
Bus	\$5.49	0.5	2.8
Demand Response	\$20.34	0.1	0.9
Total	\$6.04	0.4	2.6



Notes:

¹Demand Response - Taxi (DT) and non-dedicated fleets do not report fleet age data.