

General Information

Urbanized Area (UZA) Statistics - 2010 Census

364 Bowling Green, KY
 45 Square Miles
 78,306 Population
 364 Pop. Rank out of 498 UZAs

Service Area Statistics

15 Square Miles
 55,000 Population

Service Consumption

119,824 Annual Unlinked Trips (UPT)

Service Supplied

211,369 Annual Vehicle Revenue Miles (VRM)
 19,026 Annual Vehicle Revenue Hours (VRH)

Database Information

NTDID: 40184

Reporter Type: Reduced Reporter

Financial Information

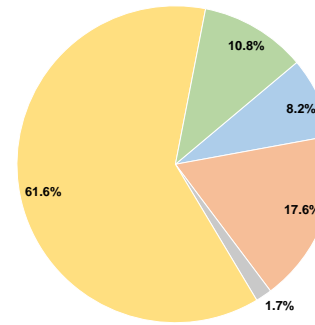
Sources of Operating Funds Expended

Fare Revenues	\$93,281	8.2%
Local Funds	\$199,848	17.6%
State Funds	\$18,814	1.7%
Federal Assistance	\$698,517	61.6%
Other Funds	\$122,772	10.8%
Total Operating Funds Expended	\$1,133,232	100.0%

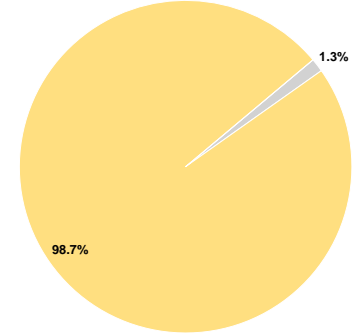
Sources of Capital Funds Expended

Fare Revenues	\$0	0.0%
Local Funds	\$0	0.0%
State Funds	\$3,201	1.3%
Federal Assistance	\$240,448	98.7%
Other Funds	\$0	0.0%
Total Capital Funds Expended	\$243,649	100.0%

Operating Funding Sources



Capital Funding Sources



Modal Characteristics

Operation Characteristics

Vehicles Operated at Maximum Service

Mode	Directly Operated	Purchased Transportation	Operating Expenses	Fare Revenues	Uses of Capital Funds	Annual Unlinked Trips	Annual Vehicle Revenue Miles	Annual Vehicle Revenue Hours	Average Fleet Age in Years ¹
Bus	6	-	\$955,762	\$61,796	\$191,137	109,329	170,968	14,128	7.7
Demand Response	11	-	\$177,470	\$31,485	\$52,512	10,495	40,401	4,898	10.4
Total	17	-	\$1,133,232	\$93,281	\$243,649	119,824	211,369	19,026	

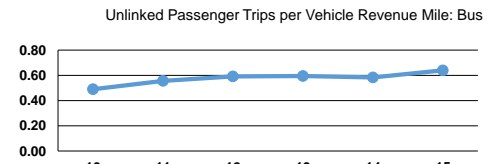
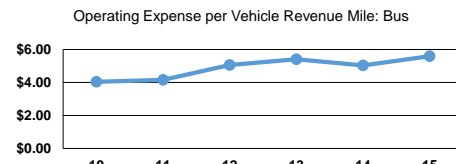
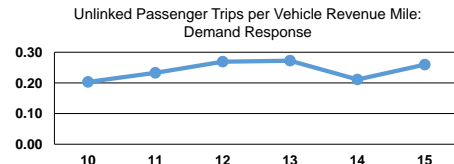
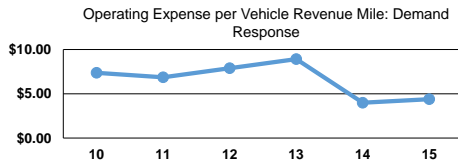
Performance Measures

Service Efficiency

Mode	Operating Expenses per Vehicle Revenue Mile	Operating Expenses per Vehicle Revenue Hour
Bus	\$5.59	\$67.65
Demand Response	\$4.39	\$36.23
Total	\$5.36	\$59.56

Service Effectiveness

Mode	Operating Expenses per Unlinked Passenger Trip	Unlinked Trips per Vehicle Revenue Mile	Unlinked Trips per Vehicle Revenue Hour
Bus	\$8.74	0.6	7.7
Demand Response	\$16.91	0.3	2.1
Total	\$9.46	0.6	6.3



Notes:

¹Demand Response - Taxi (DT) and non-dedicated fleets do not report fleet age data.