

General Information

Urbanized Area (UZA) Statistics - 2010 Census

600 Virgin Islands, VI
134 **Square Miles**
106,405 **Population**
600 **Pop. Rank out of 498 UZAs**

Service Area Statistics

132 **Square Miles**
89,246 **Population**

Service Consumption

333,383 **Annual Unlinked Trips (UPT)**

Service Supplied

586,631 **Annual Vehicle Revenue Miles (VRM)**
48,865 **Annual Vehicle Revenue Hours (VRH)**

Database Information

NTDID: 40188

Reporter Type: Reduced Reporter

Financial Information

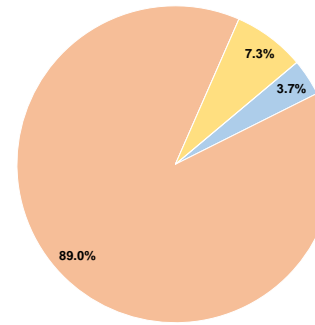
Sources of Operating Funds Expended

Fare Revenues	\$188,498	3.7%
Local Funds	\$4,495,000	89.0%
State Funds	\$0	0.0%
Federal Assistance	\$369,739	7.3%
Other Funds	\$0	0.0%
Total Operating Funds Expended	\$5,053,237	100.0%

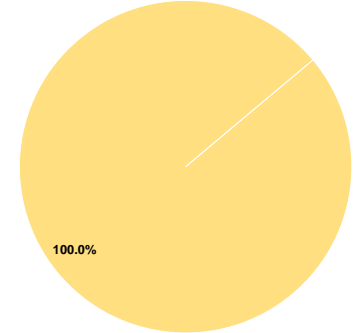
Sources of Capital Funds Expended

Fare Revenues	\$0	0.0%
Local Funds	\$0	0.0%
State Funds	\$0	0.0%
Federal Assistance	\$479,607	100.0%
Other Funds	\$0	0.0%
Total Capital Funds Expended	\$479,607	100.0%

Operating Funding Sources



Capital Funding Sources



Modal Characteristics

Operation Characteristics

Vehicles Operated at Maximum Service

Mode	Directly Operated	Purchased Transportation	Operating Expenses	Fare Revenues	Uses of Capital Funds	Annual Unlinked Trips	Annual Vehicle Revenue Miles	Annual Vehicle Revenue Hours	Average Fleet Age in Years ¹
Bus	16	-	\$2,918,844	\$127,859	\$130,008	292,554	312,486	24,572	1.0
Demand Response	14	-	\$1,945,895	\$60,639	\$349,599	40,829	274,145	24,293	5.4
Total	30	-	\$4,864,739	\$188,498	\$479,607	333,383	586,631	48,865	

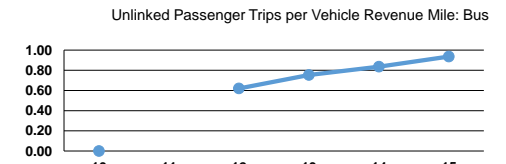
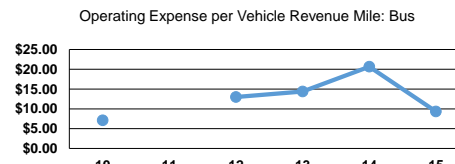
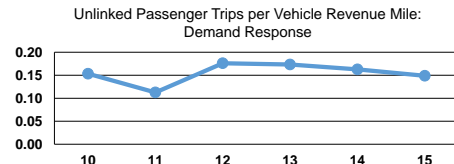
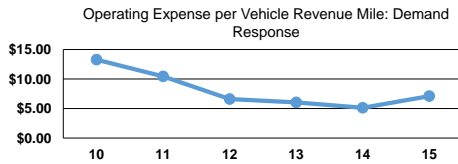
Performance Measures

Service Efficiency

Mode	Operating Expenses per Vehicle Revenue Mile	Operating Expenses per Vehicle Revenue Hour
Bus	\$9.34	\$118.79
Demand Response	\$7.10	\$80.10
Total	\$8.29	\$99.55

Service Effectiveness

Mode	Operating Expenses per Unlinked Passenger Trip	Unlinked Trips per Vehicle Revenue Mile	Unlinked Trips per Vehicle Revenue Hour
Bus	\$9.98	0.9	11.9
Demand Response	\$47.66	0.1	1.7
Total	\$14.59	0.6	6.8



Notes:

¹Demand Response - Taxi (DT) and non-dedicated fleets do not report fleet age data.