

General Information

Urbanized Area (UZA) Statistics - 2010 Census

449 Morristown, TN
 60 **Square Miles**
 59,036 **Population**
 449 **Pop. Rank out of 498 UZAs**

Other UZAs Served

74 Knoxville, TN; 0 Tennessee Non-UZA

Service Area Statistics

6,563 **Square Miles**
 1,176,033 **Population**

Service Consumption

299,460 **Annual Unlinked Trips (UPT)**

Service Supplied

4,920,506 **Annual Vehicle Revenue Miles (VRM)**
 222,351 **Annual Vehicle Revenue Hours (VRH)**

Database Information

NTDID: 40190

Reporter Type: Reduced Reporter

Financial Information

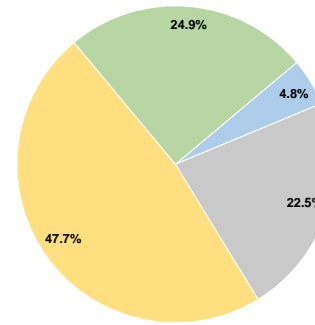
Sources of Operating Funds Expended

Fare Revenues	\$404,337	4.8%
Local Funds	\$0	0.0%
State Funds	\$1,882,181	22.5%
Federal Assistance	\$3,983,713	47.7%
Other Funds	\$2,081,989	24.9%
Total Operating Funds Expended	\$8,352,220	100.0%

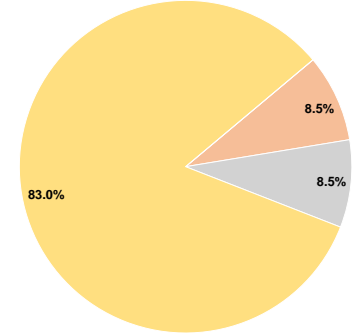
Sources of Capital Funds Expended

Fare Revenues	\$0	0.0%
Local Funds	\$11,653	8.5%
State Funds	\$11,667	8.5%
Federal Assistance	\$113,615	83.0%
Other Funds	\$0	0.0%
Total Capital Funds Expended	\$136,935	100.0%

Operating Funding Sources



Capital Funding Sources



Modal Characteristics

Operation Characteristics

Vehicles Operated at Maximum Service

Mode	Directly Operated	Purchased Transportation	Operating Expenses	Fare Revenues	Uses of Capital Funds	Annual Unlinked Trips	Annual Vehicle Revenue Miles	Annual Vehicle Revenue Hours	Average Fleet Age in Years ¹
Demand Response	111	-	\$8,352,220	\$404,337	\$136,935	299,460	4,920,506	222,351	4.2
Total	111	-	\$8,352,220	\$404,337	\$136,935	299,460	4,920,506	222,351	

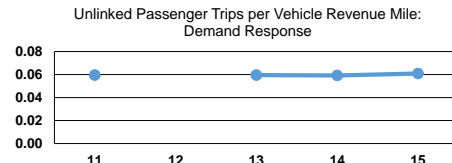
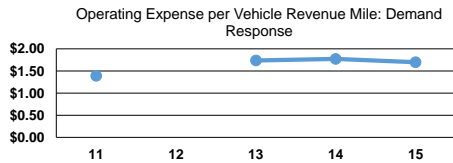
Performance Measures

Service Efficiency

Mode	Operating Expenses per Vehicle Revenue Mile	Operating Expenses per Vehicle Revenue Hour
Demand Response	\$1.70	\$37.56
Total	\$1.70	\$37.56

Service Effectiveness

Mode	Operating Expenses per Unlinked Passenger Trip	Unlinked Trips per Vehicle Revenue Mile	Unlinked Trips per Vehicle Revenue Hour
Demand Response	\$27.89	0.1	1.3
Total	\$27.89	0.1	1.3



Notes:

¹Demand Response - Taxi (DT) and non-dedicated fleets do not report fleet age data.