

**General Information**

**Urbanized Area (UZA) Statistics - 2010 Census**

284 Mayagniez, PR  
 54 **Square Miles**  
 109,572 **Population**  
 284 **Pop. Rank out of 498 UZAs**

**Service Area Statistics**

11 **Square Miles**  
 40,715 **Population**

**Service Consumption**

354,285 **Annual Unlinked Trips (UPT)**

**Service Supplied**

152,125 **Annual Vehicle Revenue Miles (VRM)**  
 32,820 **Annual Vehicle Revenue Hours (VRH)**

**Database Information**

NTDID: 40194

Reporter Type: Reduced Reporter

**Financial Information**

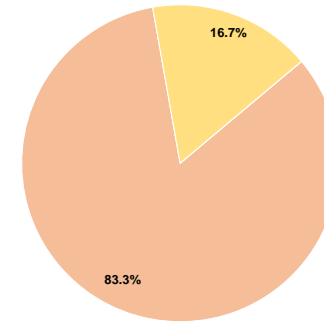
**Sources of Operating Funds Expended**

Fare Revenues	\$0	0.0%
Local Funds	\$467,549	83.3%
State Funds	\$0	0.0%
Federal Assistance	\$93,493	16.7%
Other Funds	\$0	0.0%
<b>Total Operating Funds Expended</b>	<b>\$561,042</b>	<b>100.0%</b>

**Sources of Capital Funds Expended**

Fare Revenues	\$0
Local Funds	\$0
State Funds	\$0
Federal Assistance	\$0
Other Funds	\$0
<b>Total Capital Funds Expended</b>	<b>\$0</b>

**Operating Funding Sources**



**Modal Characteristics**

**Operation Characteristics**

**Vehicles Operated at Maximum Service**

Mode	Directly Operated	Purchased Transportation	Operating Expenses	Fare Revenues	Uses of Capital Funds	Annual Unlinked Trips	Annual Vehicle Revenue Miles	Annual Vehicle Revenue Hours	Average Fleet Age in Years <sup>1</sup>
Bus	8	-	\$445,140	\$0	\$0	352,022	114,508	28,124	5.0
Demand Response	3	-	\$115,903	\$0	\$0	2,263	37,617	4,696	5.0
<b>Total</b>	<b>11</b>	<b>-</b>	<b>\$561,043</b>	<b>\$0</b>	<b>\$0</b>	<b>354,285</b>	<b>152,125</b>	<b>32,820</b>	

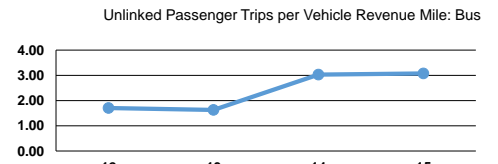
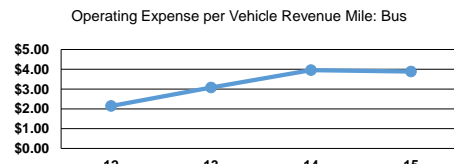
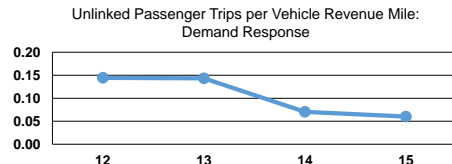
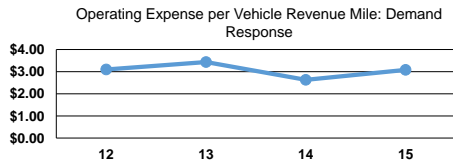
**Performance Measures**

**Service Efficiency**

Mode	Operating Expenses per Vehicle Revenue Mile	Operating Expenses per Vehicle Revenue Hour
Bus	\$3.89	\$15.83
Demand Response	\$3.08	\$24.68
<b>Total</b>	<b>\$3.69</b>	<b>\$17.09</b>

**Service Effectiveness**

Mode	Operating Expenses per Unlinked Passenger Trip	Unlinked Trips per Vehicle Revenue Mile	Unlinked Trips per Vehicle Revenue Hour
Bus	\$1.26	3.1	12.5
Demand Response	\$51.22	0.1	0.5
<b>Total</b>	<b>\$1.58</b>	<b>2.3</b>	<b>10.8</b>



**Notes:**

<sup>1</sup>Demand Response - Taxi (DT) and non-dedicated fleets do not report fleet age data.