

General Information

Urbanized Area (UZA) Statistics - 2010 Census

93 Greenville, SC
320 **Square Miles**
400,492 **Population**
93 **Pop. Rank out of 498 UZAs**

Other UZAs Served

0 South Carolina Non-UZA

Service Area Statistics

17 **Square Miles**
27,883 **Population**

Service Consumption

1,742,463 **Annual Unlinked Trips (UPT)**

Service Supplied

582,678 **Annual Vehicle Revenue Miles (VRM)**
47,595 **Annual Vehicle Revenue Hours (VRH)**

Database Information

NTDID: 40208

Reporter Type: Reduced Reporter

Financial Information

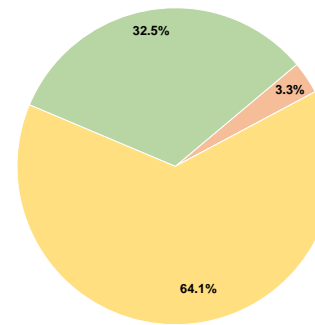
Sources of Operating Funds Expended

Fare Revenues	\$0	0.0%
Local Funds	\$78,760	3.3%
State Funds	\$0	0.0%
Federal Assistance	\$1,522,939	64.1%
Other Funds	\$772,462	32.5%
Total Operating Funds Expended	\$2,374,161	100.0%

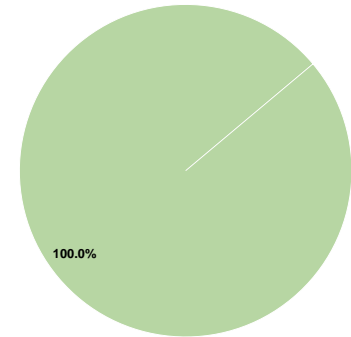
Sources of Capital Funds Expended

Fare Revenues	\$0	0.0%
Local Funds	\$0	0.0%
State Funds	\$0	0.0%
Federal Assistance	\$0	0.0%
Other Funds	\$649,036	100.0%
Total Capital Funds Expended	\$649,036	100.0%

Operating Funding Sources



Capital Funding Sources



Modal Characteristics

Operation Characteristics

Vehicles Operated at Maximum Service

Mode	Directly Operated	Purchased Transportation	Operating Expenses	Fare Revenues	Uses of Capital Funds	Annual Unlinked Trips	Annual Vehicle Revenue Miles	Annual Vehicle Revenue Hours	Average Fleet Age in Years ¹
Bus	22	-	\$2,374,161	\$0	\$649,036	1,742,463	582,678	47,595	7.2
Total	22	-	\$2,374,161	\$0	\$649,036	1,742,463	582,678	47,595	

Performance Measures

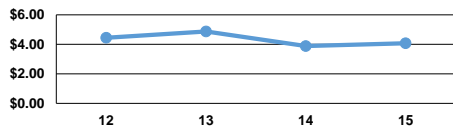
Service Efficiency

Mode	Operating Expenses per Vehicle Revenue Mile	Operating Expenses per Vehicle Revenue Hour
Bus	\$4.07	\$49.88
Total	\$4.07	\$49.88

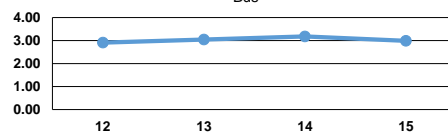
Service Effectiveness

Mode	Operating Expenses per Unlinked Passenger Trip	Unlinked Trips per Vehicle Revenue Mile	Unlinked Trips per Vehicle Revenue Hour
Bus	\$1.36	3.0	36.6
Total	\$1.36	3.0	36.6

Operating Expense per Vehicle Revenue Mile: Bus



Unlinked Passenger Trips per Vehicle Revenue Mile: Bus



Notes:

¹Demand Response - Taxi (DT) and non-dedicated fleets do not report fleet age data.

*This agency has a purchased transportation relationship in which they sell service to City of Seneca (NTDID: 41174), and in which the data are captured in this report for mode MB/DO.