

# Autauga County Commission

## 2015 Annual Agency Profile

### General Information

#### Urbanized Area (UZA) Statistics - 2010 Census

142 Montgomery, AL  
154 **Square Miles**  
263,907 **Population**  
142 **Pop. Rank out of 498 UZAs**

#### Other UZAs Served

0 Alabama Non-UZA

#### Service Area Statistics

154 **Square Miles**  
35,229 **Population**

#### Service Consumption

22,832 **Annual Unlinked Trips (UPT)**

#### Service Supplied

313,234 **Annual Vehicle Revenue Miles (VRM)**  
23,784 **Annual Vehicle Revenue Hours (VRH)**

#### Database Information

NTDID: 40213

Reporter Type: Reduced Reporter

### Financial Information

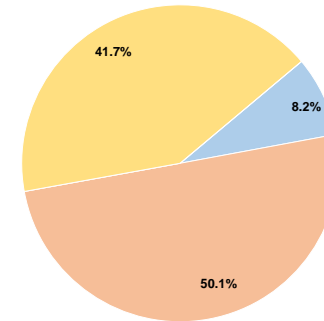
#### Sources of Operating Funds Expended

Fare Revenues	\$36,000	8.2%
Local Funds	\$220,015	50.1%
State Funds	\$0	0.0%
Federal Assistance	\$183,415	41.7%
Other Funds	\$0	0.0%
<b>Total Operating Funds Expended</b>	<b>\$439,430</b>	<b>100.0%</b>

#### Sources of Capital Funds Expended

Fare Revenues	\$0
Local Funds	\$0
State Funds	\$0
Federal Assistance	\$0
Other Funds	\$0
<b>Total Capital Funds Expended</b>	<b>\$0</b>

#### Operating Funding Sources



### Modal Characteristics

#### Operation Characteristics

#### Vehicles Operated at Maximum Service

Mode	Directly Operated	Purchased Transportation	Operating Expenses	Fare Revenues	Uses of Capital Funds	Annual Unlinked Trips	Annual Vehicle Revenue Miles	Annual Vehicle Revenue Hours	Average Fleet Age in Years <sup>1</sup>
Demand Response	14	-	\$439,430	\$36,000	\$0	22,832	313,234	23,784	5.5
<b>Total</b>	<b>14</b>	<b>-</b>	<b>\$439,430</b>	<b>\$36,000</b>	<b>\$0</b>	<b>22,832</b>	<b>313,234</b>	<b>23,784</b>	

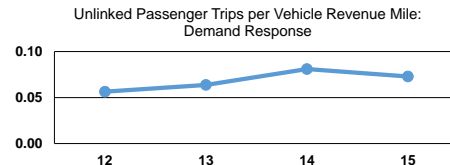
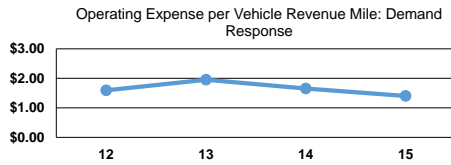
#### Performance Measures

#### Service Efficiency

Mode	Operating Expenses per Vehicle Revenue Mile	Operating Expenses per Vehicle Revenue Hour
Demand Response	\$1.40	\$18.48
<b>Total</b>	<b>\$1.40</b>	<b>\$18.48</b>

#### Service Effectiveness

Mode	Operating Expenses per Unlinked Passenger Trip	Unlinked Trips per Vehicle Revenue Mile	Unlinked Trips per Vehicle Revenue Hour
Demand Response	\$19.25	0.1	1.0
<b>Total</b>	<b>\$19.25</b>	<b>0.1</b>	<b>1.0</b>



#### Notes:

<sup>1</sup>Demand Response - Taxi (DT) and non-dedicated fleets do not report fleet age data.