

Cabarrus County Transportation Services

2015 Annual Agency Profile

General Information

Urbanized Area (UZA) Statistics - 2010 Census

167 Concord, NC
 180 Square Miles
 214,881 Population
 167 Pop. Rank out of 498 UZAs

Other UZAs Served

0 North Carolina Non-UZA

Service Area Statistics

365 Square Miles
 181,468 Population

Service Consumption

86,926 Annual Unlinked Trips (UPT)

Service Supplied

639,457 Annual Vehicle Revenue Miles (VRM)
 31,857 Annual Vehicle Revenue Hours (VRH)

Database Information

NTDID: 40214

Reporter Type: Reduced Reporter

Financial Information

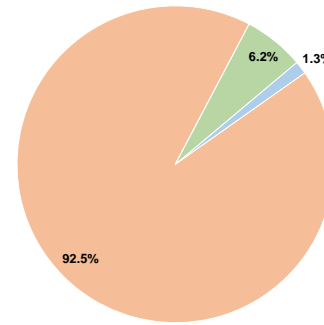
Sources of Operating Funds Expended

Fare Revenues	\$17,102	1.3%
Local Funds	\$1,186,333	92.5%
State Funds	\$0	0.0%
Federal Assistance	\$0	0.0%
Other Funds	\$79,212	6.2%
Total Operating Funds Expended	\$1,282,647	100.0%

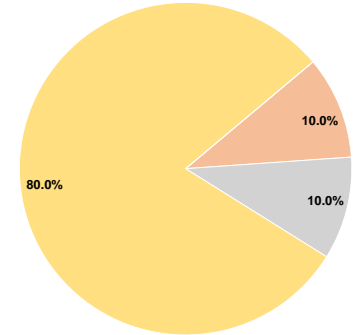
Sources of Capital Funds Expended

Fare Revenues	\$0	0.0%
Local Funds	\$18,908	10.0%
State Funds	\$18,908	10.0%
Federal Assistance	\$151,264	80.0%
Other Funds	\$0	0.0%
Total Capital Funds Expended	\$189,080	100.0%

Operating Funding Sources



Capital Funding Sources



Modal Characteristics

Operation Characteristics

Vehicles Operated at Maximum Service

Mode	Directly Operated	Purchased Transportation	Operating Expenses	Fare Revenues	Uses of Capital Funds	Annual Unlinked Trips	Annual Vehicle Revenue Miles	Annual Vehicle Revenue Hours	Average Fleet Age in Years ¹
Demand Response	27	-	\$1,282,647	\$17,102	\$189,080	86,926	639,457	31,857	4.1
Total	27	-	\$1,282,647	\$17,102	\$189,080	86,926	639,457	31,857	

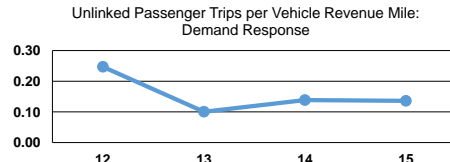
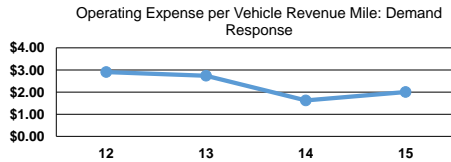
Performance Measures

Service Efficiency

Mode	Operating Expenses per Vehicle Revenue Mile	Operating Expenses per Vehicle Revenue Hour
Demand Response	\$2.01	\$40.26
Total	\$2.01	\$40.26

Service Effectiveness

Mode	Operating Expenses per Unlinked Passenger Trip	Unlinked Trips per Vehicle Revenue Mile	Unlinked Trips per Vehicle Revenue Hour
Demand Response	\$14.76	0.1	2.7
Total	\$14.76	0.1	2.7



Notes:

¹Demand Response - Taxi (DT) and non-dedicated fleets do not report fleet age data.

*This agency has a purchased transportation relationship in which they sell service to Concord Kannapolis Area Transit (NTDID: 40167), and in which the data are captured in this report for mode DR/DO.