

General Information

Urbanized Area (UZA) Statistics - 2010 Census

167 Concord, NC
 180 Square Miles
 214,881 Population
 167 Pop. Rank out of 498 UZAs

Other UZAs Served

0 North Carolina Non-UZA

Service Area Statistics

524 Square Miles
 138,428 Population

Service Consumption

89,746 Annual Unlinked Trips (UPT)

Service Supplied

654,003 Annual Vehicle Revenue Miles (VRM)
 35,803 Annual Vehicle Revenue Hours (VRH)

Database Information

NTDID: 40217

Reporter Type: Reduced Reporter

Financial Information

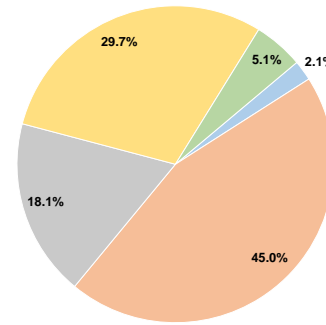
Sources of Operating Funds Expended

Fare Revenues	\$24,348	2.1%
Local Funds	\$530,220	45.0%
State Funds	\$213,656	18.1%
Federal Assistance	\$349,778	29.7%
Other Funds	\$59,731	5.1%
Total Operating Funds Expended	\$1,177,733	100.0%

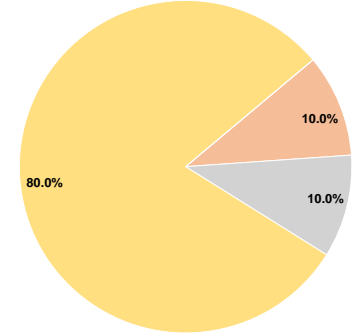
Sources of Capital Funds Expended

Fare Revenues	\$0	0.0%
Local Funds	\$29,938	10.0%
State Funds	\$29,935	10.0%
Federal Assistance	\$239,488	80.0%
Other Funds	\$0	0.0%
Total Capital Funds Expended	\$299,361	100.0%

Operating Funding Sources



Capital Funding Sources



Modal Characteristics

Operation Characteristics

Vehicles Operated at Maximum Service

Mode	Directly Operated	Purchased Transportation	Operating Expenses	Fare Revenues	Uses of Capital Funds	Annual Unlinked Trips	Annual Vehicle Revenue Miles	Annual Vehicle Revenue Hours	Average Fleet Age in Years ¹
Bus	-	2	\$170,550	\$12,248	\$0	21,279	98,852	6,130	3.7
Demand Response	-	17	\$1,007,183	\$12,100	\$299,361	68,467	555,151	29,673	3.4
Total	-	19	\$1,177,733	\$24,348	\$299,361	89,746	654,003	35,803	

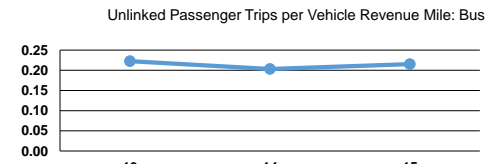
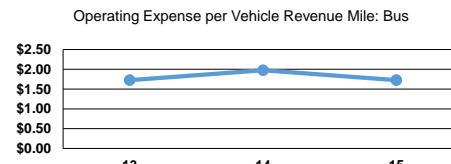
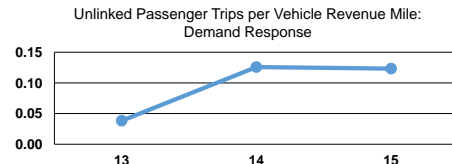
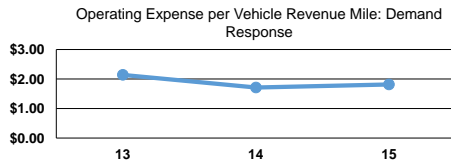
Performance Measures

Service Efficiency

Mode	Operating Expenses per Vehicle Revenue Mile	Operating Expenses per Vehicle Revenue Hour
Bus	\$1.73	\$27.82
Demand Response	\$1.81	\$33.94
Total	\$1.80	\$32.89

Service Effectiveness

Mode	Operating Expenses per Unlinked Passenger Trip	Unlinked Trips per Vehicle Revenue Mile	Unlinked Trips per Vehicle Revenue Hour
Bus	\$8.01	0.2	3.5
Demand Response	\$14.71	0.1	2.3
Total	\$13.12	0.1	2.5



Notes:

¹Demand Response - Taxi (DT) and non-dedicated fleets do not report fleet age data.

*This agency has a purchased transportation relationship in which they sell service to City of Salisbury - Salisbury (NTDID: 40233), and in which the data are captured in this report for mode DR/PT.