

General Information

Urbanized Area (UZA) Statistics - 2010 Census

200 Gastonia, NC-SC
 139 **Square Miles**
 169,495 **Population**
 200 **Pop. Rank out of 498 UZAs**

Other UZAs Served

0 North Carolina Non-UZA

Service Area Statistics

364 **Square Miles**
 211,127 **Population**

Service Consumption

133,970 **Annual Unlinked Trips (UPT)**

Service Supplied

535,667 **Annual Vehicle Revenue Miles (VRM)**
 28,534 **Annual Vehicle Revenue Hours (VRH)**

Database Information

NTDID: 40221

Reporter Type: Reduced Reporter

Financial Information

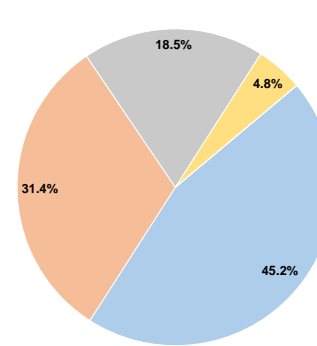
Sources of Operating Funds Expended

Fare Revenues	\$829,204	45.2%
Local Funds	\$576,673	31.4%
State Funds	\$340,308	18.5%
Federal Assistance	\$88,511	4.8%
Other Funds	\$0	0.0%
Total Operating Funds Expended	\$1,834,696	100.0%

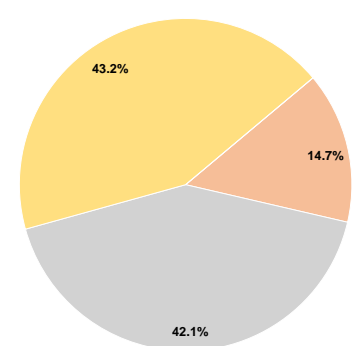
Sources of Capital Funds Expended

Fare Revenues	\$0	0.0%
Local Funds	\$29,286	14.7%
State Funds	\$83,573	42.1%
Federal Assistance	\$85,831	43.2%
Other Funds	\$0	0.0%
Total Capital Funds Expended	\$198,690	100.0%

Operating Funding Sources



Capital Funding Sources



Modal Characteristics

Operation Characteristics

Vehicles Operated at Maximum Service

Mode	Directly Operated	Purchased Transportation	Operating Expenses	Fare Revenues	Uses of Capital Funds	Annual Unlinked Trips	Annual Vehicle Revenue Miles	Annual Vehicle Revenue Hours	Average Fleet Age in Years ¹
Bus	2	-	\$91,476	\$8,346	\$0	9,842	37,497	1,734	2.0
Demand Response	26	-	\$1,743,220	\$820,858	\$198,690	124,128	498,170	26,800	5.4
Total	28	-	\$1,834,696	\$829,204	\$198,690	133,970	535,667	28,534	

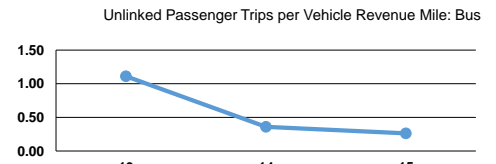
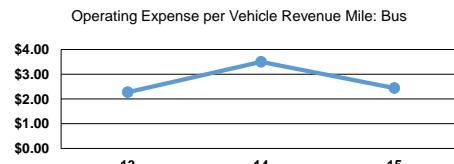
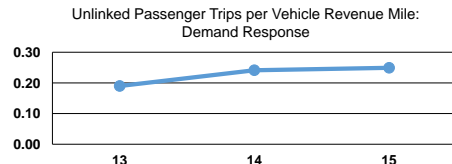
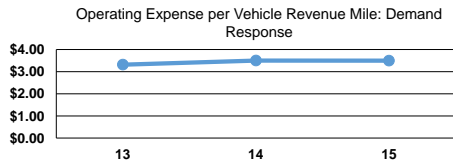
Performance Measures

Service Efficiency

Mode	Operating Expenses per Vehicle Revenue Mile	Operating Expenses per Vehicle Revenue Hour
Bus	\$2.44	\$52.75
Demand Response	\$3.50	\$65.05
Total	\$3.43	\$64.30

Service Effectiveness

Mode	Operating Expenses per Unlinked Passenger Trip	Unlinked Trips per Vehicle Revenue Mile	Unlinked Trips per Vehicle Revenue Hour
Bus	\$9.29	0.3	5.7
Demand Response	\$14.04	0.2	4.6
Total	\$13.69	0.3	4.7



Notes:

¹Demand Response - Taxi (DT) and non-dedicated fleets do not report fleet age data.