

General Information

Urbanized Area (UZA) Statistics - 2010 Census

167 Concord, NC
 180 Square Miles
 214,881 Population
 167 Pop. Rank out of 498 UZAs

Service Area Statistics

23 Square Miles
 35,416 Population

Service Consumption

161,048 Annual Unlinked Trips (UPT)

Service Supplied

115,613 Annual Vehicle Revenue Miles (VRM)
 10,049 Annual Vehicle Revenue Hours (VRH)

Database Information

NTDID: 40233

Reporter Type: Reduced Reporter

Financial Information

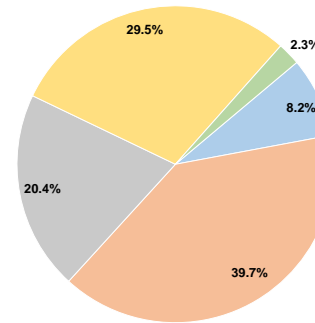
Sources of Operating Funds Expended

Fare Revenues	\$77,078	8.2%
Local Funds	\$374,573	39.7%
State Funds	\$191,962	20.4%
Federal Assistance	\$277,811	29.5%
Other Funds	\$21,849	2.3%
Total Operating Funds Expended	\$943,273	100.0%

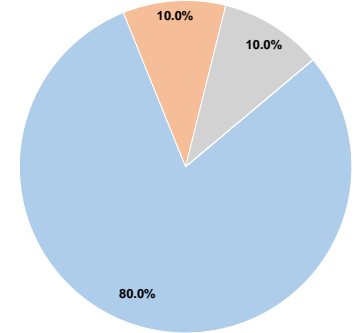
Sources of Capital Funds Expended

Fare Revenues	\$9,432	80.0%
Local Funds	\$1,179	10.0%
State Funds	\$1,179	10.0%
Federal Assistance	\$0	0.0%
Other Funds	\$0	0.0%
Total Capital Funds Expended	\$11,790	100.0%

Operating Funding Sources



Capital Funding Sources



Modal Characteristics

Operation Characteristics

Vehicles Operated at Maximum Service

Mode	Directly Operated	Purchased Transportation	Operating Expenses	Fare Revenues	Uses of Capital Funds	Annual Unlinked Trips	Annual Vehicle Revenue Miles	Annual Vehicle Revenue Hours	Average Fleet Age in Years ¹
Bus	3	-	\$871,134	\$86,510	\$11,790	161,048	115,613	10,049	9.7
Total	3	-	\$871,134	\$86,510	\$11,790	161,048	115,613	10,049	

Performance Measures

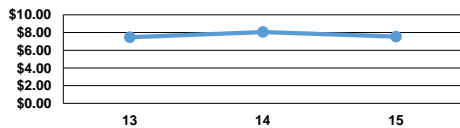
Service Efficiency

Mode	Operating Expenses per Vehicle Revenue Mile	Operating Expenses per Vehicle Revenue Hour
Bus	\$7.53	\$86.69
Total	\$7.53	\$86.69

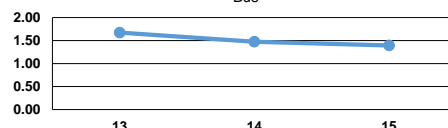
Service Effectiveness

Mode	Operating Expenses per Unlinked Passenger Trip	Unlinked Trips per Vehicle Revenue Mile	Unlinked Trips per Vehicle Revenue Hour
Bus	\$5.41	1.4	16.0
Total	\$5.41	1.4	16.0

Operating Expense per Vehicle Revenue Mile: Bus



Unlinked Passenger Trips per Vehicle Revenue Mile: Bus



Notes:

¹Demand Response - Taxi (DT) and non-dedicated fleets do not report fleet age data.

*This agency has a purchased transportation relationship in which they buy service from Rowan Transit System (NTDID: 40217), and in which the data are captured in another report for mode DR/PT.