

**General Information**

**Urbanized Area (UZA) Statistics - 2010 Census**

38 Charlotte, NC-SC  
 741 Square Miles  
 1,249,442 Population  
 38 Pop. Rank out of 498 UZAs

**Other UZAs Served**

0 South Carolina Non-UZA

**Service Area Statistics**

555 Square Miles  
 83,160 Population

**Service Consumption**

25,310 Annual Unlinked Trips (UPT)

**Service Supplied**

376,111 Annual Vehicle Revenue Miles (VRM)  
 24,336 Annual Vehicle Revenue Hours (VRH)

**Database Information**

NTDID: 40237

Reporter Type: Reduced Reporter

**Financial Information**

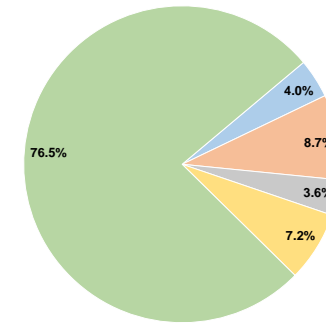
**Sources of Operating Funds Expended**

Fare Revenues	\$18,929	4.0%
Local Funds	\$41,240	8.7%
State Funds	\$17,257	3.6%
Federal Assistance	\$33,925	7.2%
Other Funds	\$362,824	76.5%
<b>Total Operating Funds Expended</b>	<b>\$474,175</b>	<b>100.0%</b>

**Sources of Capital Funds Expended**

Fare Revenues	\$0
Local Funds	\$0
State Funds	\$0
Federal Assistance	\$0
Other Funds	\$0
<b>Total Capital Funds Expended</b>	<b>\$0</b>

**Operating Funding Sources**



**Modal Characteristics**

**Operation Characteristics**

**Vehicles Operated at Maximum Service**

Mode	Directly Operated	Purchased Transportation	Operating Expenses	Fare Revenues	Uses of Capital Funds	Annual Unlinked Trips	Annual Vehicle Revenue Miles	Annual Vehicle Revenue Hours	Average Fleet Age in Years <sup>1</sup>
Demand Response	16	-	\$474,175	\$18,929	\$0	25,310	376,111	24,336	4.6
<b>Total</b>	<b>16</b>	<b>-</b>	<b>\$474,175</b>	<b>\$18,929</b>	<b>\$0</b>	<b>25,310</b>	<b>376,111</b>	<b>24,336</b>	

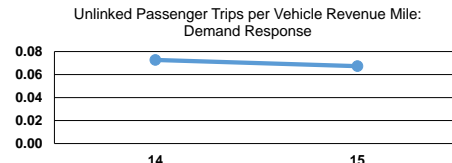
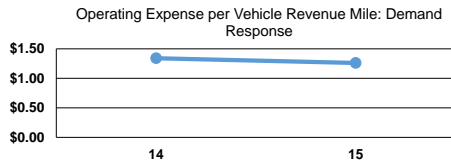
**Performance Measures**

**Service Efficiency**

Mode	Operating Expenses per Vehicle Revenue Mile	Operating Expenses per Vehicle Revenue Hour
Demand Response	\$1.26	\$19.48
<b>Total</b>	<b>\$1.26</b>	<b>\$19.48</b>

**Service Effectiveness**

Mode	Operating Expenses per Unlinked Passenger Trip	Unlinked Trips per Vehicle Revenue Mile	Unlinked Trips per Vehicle Revenue Hour
Demand Response	\$18.73	0.1	1.0
<b>Total</b>	<b>\$18.73</b>	<b>0.1</b>	<b>1.0</b>



**Notes:**

<sup>1</sup>Demand Response - Taxi (DT) and non-dedicated fleets do not report fleet age data.