

**General Information**

**Urbanized Area (UZA) Statistics - 2010 Census**

4 Miami, FL  
 1,239 **Square Miles**  
 5,502,379 **Population**  
 4 **Pop. Rank out of 498 UZAs**

**Service Area Statistics**

30 **Square Miles**  
 134,989 **Population**

**Service Consumption**

170,537 **Annual Unlinked Trips (UPT)**

**Service Supplied**

194,736 **Annual Vehicle Revenue Miles (VRM)**  
 12,119 **Annual Vehicle Revenue Hours (VRH)**

**Database Information**

NTDID: 40241

Reporter Type: Reduced Reporter

**Financial Information**

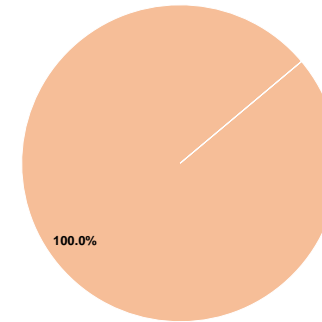
**Sources of Operating Funds Expended**

Fare Revenues	\$0	0.0%
Local Funds	\$861,603	100.0%
State Funds	\$0	0.0%
Federal Assistance	\$0	0.0%
Other Funds	\$0	0.0%
<b>Total Operating Funds Expended</b>	<b>\$861,603</b>	<b>100.0%</b>

**Sources of Capital Funds Expended**

Fare Revenues	\$0
Local Funds	\$0
State Funds	\$0
Federal Assistance	\$0
Other Funds	\$0
<b>Total Capital Funds Expended</b>	<b>\$0</b>

**Operating Funding Sources**



**Modal Characteristics**

**Operation Characteristics**

**Vehicles Operated at Maximum Service**

Mode	Directly Operated	Purchased Transportation	Operating Expenses	Fare Revenues	Uses of Capital Funds	Annual Unlinked Trips	Annual Vehicle Revenue Miles	Annual Vehicle Revenue Hours	Average Fleet Age in Years <sup>1</sup>
Bus	4	-	\$812,136	\$0	\$0	170,095	193,370	12,012	3.3
Demand Response	4	-	\$49,467	\$0	\$0	442	1,366	107	2.8
<b>Total</b>	<b>8</b>	<b>-</b>	<b>\$861,603</b>	<b>\$0</b>	<b>\$0</b>	<b>170,537</b>	<b>194,736</b>	<b>12,119</b>	

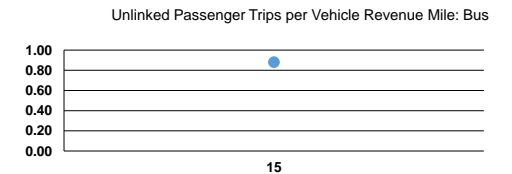
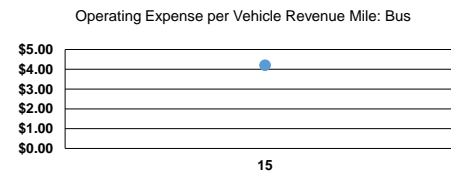
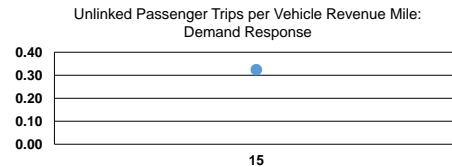
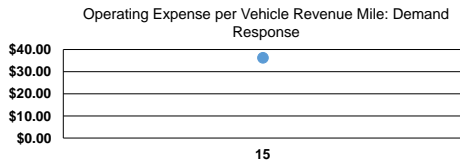
**Performance Measures**

**Service Efficiency**

Mode	Operating Expenses per Vehicle Revenue Mile	Operating Expenses per Vehicle Revenue Hour
Bus	\$4.20	\$67.61
Demand Response	\$36.21	\$462.31
<b>Total</b>	<b>\$4.42</b>	<b>\$71.10</b>

**Service Effectiveness**

Mode	Operating Expenses per Unlinked Passenger Trip	Unlinked Trips per Vehicle Revenue Mile	Unlinked Trips per Vehicle Revenue Hour
Bus	\$4.77	0.9	14.2
Demand Response	\$111.92	0.3	4.1
<b>Total</b>	<b>\$5.05</b>	<b>0.9</b>	<b>14.1</b>



**Notes:**

<sup>1</sup>Demand Response - Taxi (DT) and non-dedicated fleets do not report fleet age data.