

General Information

Federally Recognized Tribal Statistical Areas

163 Mississippi Choctaw Reservation, MS

Service Consumption

62,785 Annual Unlinked Trips (UPT)

Service Supplied

960,168 Annual Vehicle Revenue Miles (VRM)
 30,993 Annual Vehicle Revenue Hours (VRH)

Database Information

NTDID: 44925

Reporter Type: Tribal Reporter

Financial Information

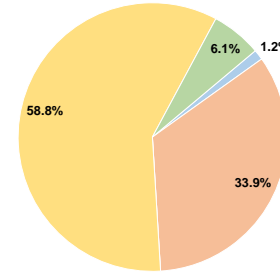
Sources of Operating Funds Expended

Fare Revenues	\$32,517	1.2%
Local Funds	\$889,942	33.9%
State Funds	\$0	0.0%
Federal Assistance	\$1,543,493	58.8%
Other Funds	\$158,857	6.1%
Total Operating Funds Expended	\$2,624,809	100.0%

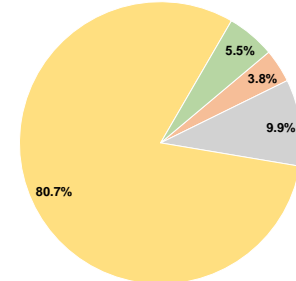
Sources of Capital Funds Expended

Fare Revenues	\$0	0.0%
Local Funds	\$15,585	3.8%
State Funds	\$40,300	9.9%
Federal Assistance	\$327,905	80.7%
Other Funds	\$22,428	5.5%
Total Capital Funds Expended	\$406,218	100.0%

Operating Funding Sources



Capital Funding Sources



Modal Characteristics

Operation Characteristics

Vehicles Operated at Maximum Service

Mode	Directly Operated	Purchased Transportation	Operating Expenses	Fare Revenues	Uses of Capital Funds	Annual Unlinked Trips	Annual Vehicle Revenue Miles	Annual Vehicle Revenue Hours	Average Fleet Age in Years ¹
Demand Response	29	-	\$2,624,809	\$32,517	\$406,218	62,785	960,168	30,993	3.6
Total	29	-	\$2,624,809	\$32,517	\$406,218	62,785	960,168	30,993	

Performance Measures

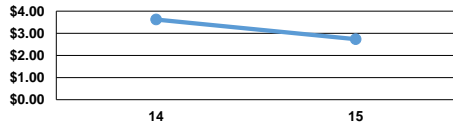
Service Efficiency

Mode	Operating Expenses per Vehicle Revenue Mile	Operating Expenses per Vehicle Revenue Hour
Demand Response	\$2.73	\$84.69
Total	\$2.73	\$84.69

Service Effectiveness

Mode	Operating Expenses per Unlinked Passenger Trip	Unlinked Trips per Vehicle Revenue Mile	Unlinked Trips per Vehicle Revenue Hour
Demand Response	\$41.81	0.1	2.0
Total	\$41.81	0.1	2.0

Operating Expense per Vehicle Revenue Mile: Agency Total



Unlinked Passenger Trips per Vehicle Revenue Mile: Agency Total



Notes:

¹Demand Response - Taxi (DT) and non-dedicated fleets do not report fleet age data.