

General Information

Service Consumption

32,798 Annual Unlinked Trips (UPT)

Service Supplied

199,732 Annual Vehicle Revenue Miles (VRM)
 9,795 Annual Vehicle Revenue Hours (VRH)

Summary of Operating Expenses (OE)

\$485,798 Total Operating Expenses

Database Information

NTDID: 4R01-41076
 Reporter Type: Rural General Public Transit

Financial Information

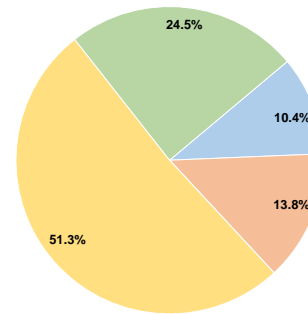
Sources of Operating Funds Expended

Fare Revenues	\$50,755	10.4%
Local Funds	\$66,836	13.8%
State Funds	\$0	0.0%
Federal Assistance	\$249,274	51.3%
Other Funds	\$118,933	24.5%
Total Operating Funds Expended	\$485,798	100.0%

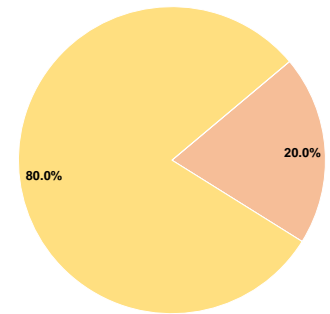
Sources of Capital Funds Expended

Fare Revenues	\$0	0.0%
Local Funds	\$21,606	20.0%
State Funds	\$0	0.0%
Federal Assistance	\$86,424	80.0%
Other Funds	\$0	0.0%
Total Capital Funds Expended	\$108,030	100.0%

Operating Funding Sources



Capital Funding Sources



Modal Characteristics

Operation Characteristics

Vehicles Operated at Maximum Service

Mode	Directly Operated	Purchased Transportation	Operating Expenses	Fare Revenues	Uses of Capital Funds	Annual Unlinked Trips	Annual Vehicle Revenue Miles	Annual Vehicle Revenue Hours
Demand Response	10	-	\$485,798	\$50,755	\$108,030	32,798	199,732	9,795
Total	10	-	\$485,798	\$50,755	\$108,030	32,798	199,732	9,795

Performance Measures

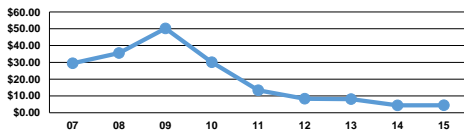
Service Efficiency

Mode	Operating Expenses per Vehicle Revenue Mile	Operating Expenses per Vehicle Revenue Hour
Demand Response	\$2.43	\$49.60
Total	\$2.43	\$49.60

Service Effectiveness

Mode	Operating Expenses per Unlinked Passenger Trip	Unlinked Trips per Vehicle Revenue Mile	Unlinked Trips per Vehicle Revenue Hour
Demand Response	\$14.81	0.2	3.3
Total	\$14.81	0.2	3.3

Operating Expense per Vehicle Revenue Mile: Agency Total



Unlinked Passenger Trips per Vehicle Revenue Mile: Agency Total

