

General Information

Service Consumption

31,423 Annual Unlinked Trips (UPT)

Service Supplied

351,210 Annual Vehicle Revenue Miles (VRM)
17,286 Annual Vehicle Revenue Hours (VRH)

Summary of Operating Expenses (OE)

\$466,461 Total Operating Expenses

Database Information

NTDID: 4R02-40923

Reporter Type: Rural General Public Transit

Financial Information

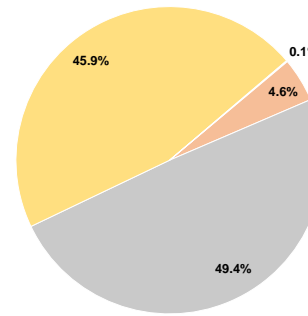
Sources of Operating Funds Expended

Fare Revenues	\$0	0.0%
Local Funds	\$21,686	4.6%
State Funds	\$230,297	49.4%
Federal Assistance	\$213,988	45.9%
Other Funds	\$490	0.1%
Total Operating Funds Expended	\$466,461	100.0%

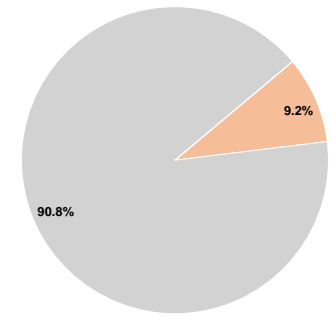
Sources of Capital Funds Expended

Fare Revenues	\$0	0.0%
Local Funds	\$4,497	9.2%
State Funds	\$44,527	90.8%
Federal Assistance	\$0	0.0%
Other Funds	\$0	0.0%
Total Capital Funds Expended	\$49,024	100.0%

Operating Funding Sources



Capital Funding Sources



Modal Characteristics

Operation Characteristics

Vehicles Operated at Maximum Service

Mode	Directly Operated	Purchased Transportation	Operating Expenses	Fare Revenues	Uses of Capital Funds	Annual Unlinked Trips	Annual Vehicle Revenue Miles	Annual Vehicle Revenue Hours
Demand Response	12	-	\$466,461	\$0	\$49,024	31,423	351,210	17,286
Total	12	-	\$466,461	\$0	\$49,024	31,423	351,210	17,286

Performance Measures

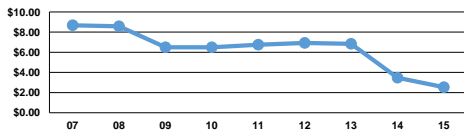
Service Efficiency

Mode	Operating Expenses per Vehicle Revenue Mile	Operating Expenses per Vehicle Revenue Hour
Demand Response	\$1.33	\$26.98
Total	\$1.33	\$26.98

Service Effectiveness

Mode	Operating Expenses per Unlinked Passenger Trip	Unlinked Trips per Vehicle Revenue Mile	Unlinked Trips per Vehicle Revenue Hour
Demand Response	\$14.84	0.1	1.8
Total	\$14.84	0.1	1.8

Operating Expense per Vehicle Revenue Mile: Agency Total



Unlinked Passenger Trips per Vehicle Revenue Mile: Agency Total

