

General Information

Service Consumption

195,323 Annual Unlinked Trips (UPT)

Service Supplied

1,608,660 Annual Vehicle Revenue Miles (VRM)
 81,767 Annual Vehicle Revenue Hours (VRH)

Summary of Operating Expenses (OE)

\$4,948,452 Total Operating Expenses

Database Information

NTDID: 4R02-41153
 Reporter Type: Rural General Public Transit

Financial Information

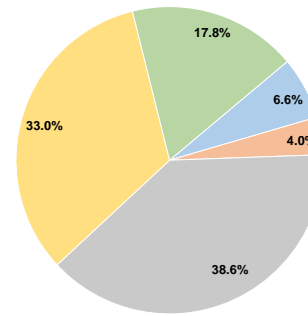
Sources of Operating Funds Expended

Fare Revenues	\$325,635	6.6%
Local Funds	\$195,850	4.0%
State Funds	\$1,912,568	38.6%
Federal Assistance	\$1,634,674	33.0%
Other Funds	\$879,725	17.8%
Total Operating Funds Expended	\$4,948,452	100.0%

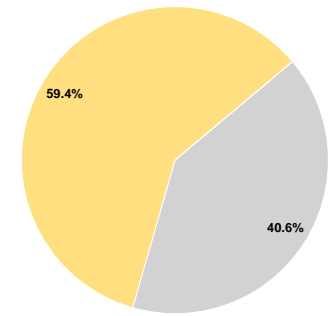
Sources of Capital Funds Expended

Fare Revenues	\$0	0.0%
Local Funds	\$0	0.0%
State Funds	\$325,815	40.6%
Federal Assistance	\$477,637	59.4%
Other Funds	\$0	0.0%
Total Capital Funds Expended	\$803,452	100.0%

Operating Funding Sources



Capital Funding Sources



Modal Characteristics

Operation Characteristics

Vehicles Operated at Maximum Service

Mode	Directly Operated	Purchased Transportation	Operating Expenses	Fare Revenues	Uses of Capital Funds	Annual Unlinked Trips	Annual Vehicle Revenue Miles	Annual Vehicle Revenue Hours
Bus	5	-	\$255,075	\$31,374	\$89,223	36,629	156,518	8,559
Demand Response	57	-	\$4,565,847	\$231,356	\$659,401	130,162	1,340,669	69,636
Vanpool	8	-	\$127,530	\$62,905	\$54,827	28,532	111,473	3,572
Total	70	-	\$4,948,452	\$325,635	\$803,451	195,323	1,608,660	81,767

Performance Measures


Service Efficiency

Mode	Operating Expenses per Vehicle Revenue Mile	Operating Expenses per Vehicle Revenue Hour
Bus	\$1.63	\$29.80
Demand Response	\$3.41	\$65.57
Vanpool	\$1.14	\$35.70
Total	\$3.08	\$60.52

Service Effectiveness

Mode	Operating Expenses per Unlinked Passenger Trip	Unlinked Trips per Vehicle Revenue Mile	Unlinked Trips per Vehicle Revenue Hour
Bus	\$6.96	0.2	4.3
Demand Response	\$35.08	0.1	1.9
Vanpool	\$4.47	0.3	8.0
Total	\$25.33	0.1	2.4

Operating Expense per Vehicle Revenue Mile: Agency Total



Unlinked Passenger Trips per Vehicle Revenue Mile: Agency Total

