

General Information

Service Consumption

24,619 Annual Unlinked Trips (UPT)

Service Supplied

195,572 Annual Vehicle Revenue Miles (VRM)
 14,630 Annual Vehicle Revenue Hours (VRH)

Summary of Operating Expenses (OE)

\$601,598 Total Operating Expenses

Database Information

NTDID: 4R03-41086
 Reporter Type: Rural General Public Transit

Financial Information

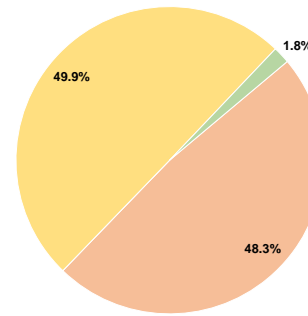
Sources of Operating Funds Expended

Fare Revenues	\$0	0.0%
Local Funds	\$290,844	48.3%
State Funds	\$0	0.0%
Federal Assistance	\$299,979	49.9%
Other Funds	\$10,775	1.8%
Total Operating Funds Expended	\$601,598	100.0%

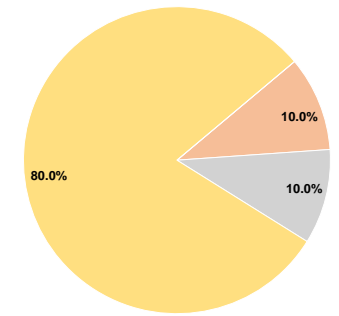
Sources of Capital Funds Expended

Fare Revenues	\$0	0.0%
Local Funds	\$12,326	10.0%
State Funds	\$12,326	10.0%
Federal Assistance	\$98,608	80.0%
Other Funds	\$0	0.0%
Total Capital Funds Expended	\$123,260	100.0%

Operating Funding Sources



Capital Funding Sources



Modal Characteristics

Operation Characteristics

Vehicles Operated at Maximum Service

Mode	Directly Operated	Purchased Transportation	Operating Expenses	Fare Revenues	Uses of Capital Funds	Annual Unlinked Trips	Annual Vehicle Revenue Miles	Annual Vehicle Revenue Hours
Demand Response	10	-	\$601,598	\$0	\$123,260	24,619	195,572	14,630
Total	10	-	\$601,598	\$0	\$123,260	24,619	195,572	14,630

Performance Measures

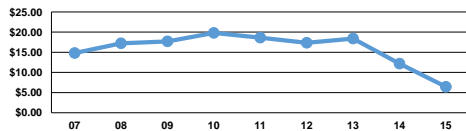
Service Efficiency

Mode	Operating Expenses per Vehicle Revenue Mile	Operating Expenses per Vehicle Revenue Hour
Demand Response	\$3.08	\$41.12
Total	\$3.08	\$41.12

Service Effectiveness

Mode	Operating Expenses per Unlinked Passenger Trip	Unlinked Trips per Vehicle Revenue Mile	Unlinked Trips per Vehicle Revenue Hour
Demand Response	\$24.44	0.1	1.7
Total	\$24.44	0.1	1.7

Operating Expense per Vehicle Revenue Mile: Agency Total



Unlinked Passenger Trips per Vehicle Revenue Mile: Agency Total

