

General Information

Service Consumption

6,809 Annual Unlinked Trips (UPT)

Service Supplied

63,450 Annual Vehicle Revenue Miles (VRM)
 5,424 Annual Vehicle Revenue Hours (VRH)

Summary of Operating Expenses (OE)

\$132,781 Total Operating Expenses

Database Information

NTDID: 4R03-41196
 Reporter Type: Rural General Public Transit

Financial Information

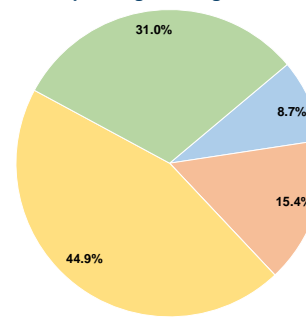
Sources of Operating Funds Expended

Fare Revenues	\$11,564	8.7%
Local Funds	\$20,420	15.4%
State Funds	\$0	0.0%
Federal Assistance	\$59,615	44.9%
Other Funds	\$41,182	31.0%
Total Operating Funds Expended	\$132,781	100.0%

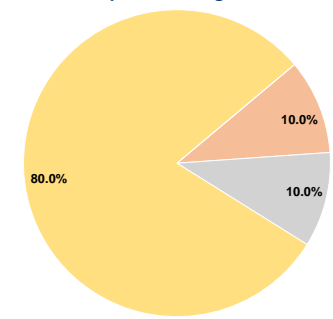
Sources of Capital Funds Expended

Fare Revenues	\$0	0.0%
Local Funds	\$7,890	10.0%
State Funds	\$7,890	10.0%
Federal Assistance	\$63,117	80.0%
Other Funds	\$0	0.0%
Total Capital Funds Expended	\$78,897	100.0%

Operating Funding Sources



Capital Funding Sources



Modal Characteristics

Operation Characteristics

Vehicles Operated at Maximum Service

Mode	Directly Operated	Purchased Transportation	Operating Expenses	Fare Revenues	Uses of Capital Funds	Annual Unlinked Trips	Annual Vehicle Revenue Miles	Annual Vehicle Revenue Hours
Demand Response	3	-	\$132,781	\$11,564	\$78,897	6,809	63,450	5,424
Total	3	-	\$132,781	\$11,564	\$78,897	6,809	63,450	5,424

Performance Measures

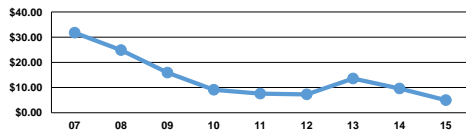
Service Efficiency

Mode	Operating Expenses per Vehicle Revenue Mile	Operating Expenses per Vehicle Revenue Hour
Demand Response	\$2.09	\$24.48
Total	\$2.09	\$24.48

Service Effectiveness

Mode	Operating Expenses per Unlinked Passenger Trip	Unlinked Trips per Vehicle Revenue Mile	Unlinked Trips per Vehicle Revenue Hour
Demand Response	\$19.50	0.1	1.3
Total	\$19.50	0.1	1.3

Operating Expense per Vehicle Revenue Mile: Agency Total



Unlinked Passenger Trips per Vehicle Revenue Mile: Agency Total

