

General Information

Service Consumption

106,973 Annual Unlinked Trips (UPT)

Service Supplied

228,980 Annual Vehicle Revenue Miles (VRM)
 25,949 Annual Vehicle Revenue Hours (VRH)

Summary of Operating Expenses (OE)

\$732,559 Total Operating Expenses

Database Information

NTDID: 4R05-41051
 Reporter Type: Rural General Public Transit

Financial Information

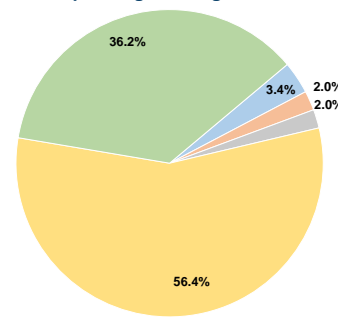
Sources of Operating Funds Expended

Fare Revenues	\$24,967	3.4%
Local Funds	\$15,000	2.0%
State Funds	\$14,352	2.0%
Federal Assistance	\$412,828	56.4%
Other Funds	\$265,412	36.2%
Total Operating Funds Expended	\$732,559	100.0%

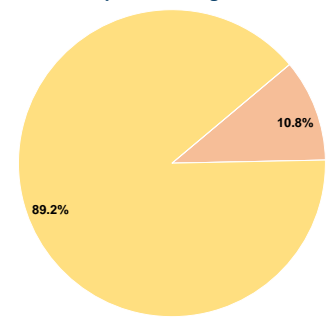
Sources of Capital Funds Expended

Fare Revenues	\$0	0.0%
Local Funds	\$14,646	10.8%
State Funds	\$0	0.0%
Federal Assistance	\$121,096	89.2%
Other Funds	\$0	0.0%
Total Capital Funds Expended	\$135,742	100.0%

Operating Funding Sources



Capital Funding Sources



Modal Characteristics

Operation Characteristics

Vehicles Operated at Maximum Service

Mode	Directly Operated	Purchased Transportation	Operating Expenses	Fare Revenues	Uses of Capital Funds	Annual Unlinked Trips	Annual Vehicle Revenue Miles	Annual Vehicle Revenue Hours
Demand Response	9	-	\$732,559	\$24,967	\$135,742	106,973	228,980	25,949
Total	9	-	\$732,559	\$24,967	\$135,742	106,973	228,980	25,949

Performance Measures

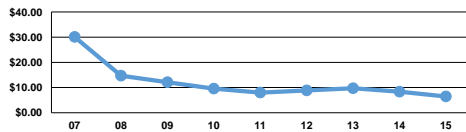
Service Efficiency

Mode	Operating Expenses per Vehicle Revenue Mile	Operating Expenses per Vehicle Revenue Hour
Demand Response	\$3.20	\$28.23
Total	\$3.20	\$28.23

Service Effectiveness

Mode	Operating Expenses per Unlinked Passenger Trip	Unlinked Trips per Vehicle Revenue Mile	Unlinked Trips per Vehicle Revenue Hour
Demand Response	\$6.85	0.5	4.1
Total	\$6.85	0.5	4.1

Operating Expense per Vehicle Revenue Mile: Agency Total



Unlinked Passenger Trips per Vehicle Revenue Mile: Agency Total

