

# Natchez Transit System

## 2015 Annual Agency Profile

<http://cityofnatchez.net/departments/transit.php>  
 127 Wood Avenue  
 Natchez, MS 39120

Public Transit Director: Mrs. Shirley Wilson  
 601-359-7781

### General Information

#### Service Consumption

62,777 Annual Unlinked Trips (UPT)

#### Service Supplied

456,111 Annual Vehicle Revenue Miles (VRM)  
 22,069 Annual Vehicle Revenue Hours (VRH)

#### Summary of Operating Expenses (OE)

\$1,511,019 Total Operating Expenses

#### Database Information

NTDID: 4R05-41121  
 Reporter Type: Rural General Public Transit

### Financial Information

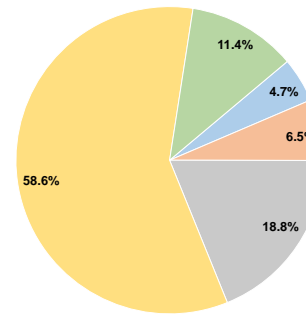
#### Sources of Operating Funds Expended

Fare Revenues	\$70,773	4.7%
Local Funds	\$97,520	6.5%
State Funds	\$284,631	18.8%
Federal Assistance	\$885,176	58.6%
Other Funds	\$172,919	11.4%
<b>Total Operating Funds Expended</b>	<b>\$1,511,019</b>	<b>100.0%</b>

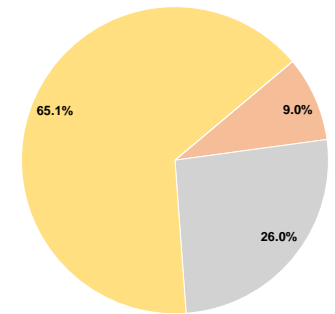
#### Sources of Capital Funds Expended

Fare Revenues	\$0	0.0%
Local Funds	\$10,983	9.0%
State Funds	\$31,888	26.0%
Federal Assistance	\$79,794	65.1%
Other Funds	\$0	0.0%
<b>Total Capital Funds Expended</b>	<b>\$122,665</b>	<b>100.0%</b>

#### Operating Funding Sources



#### Capital Funding Sources



### Modal Characteristics

#### Operation Characteristics

#### Vehicles Operated at Maximum Service

Mode	Directly Operated	Purchased Transportation	Operating Expenses	Fare Revenues	Uses of Capital Funds	Annual Unlinked Trips	Annual Vehicle Revenue Miles	Annual Vehicle Revenue Hours
Demand Response	27	-	\$1,511,019	\$70,773	\$122,665	62,777	456,111	22,069
<b>Total</b>	<b>27</b>	<b>-</b>	<b>\$1,511,019</b>	<b>\$70,773</b>	<b>\$122,665</b>	<b>62,777</b>	<b>456,111</b>	<b>22,069</b>

#### Performance Measures

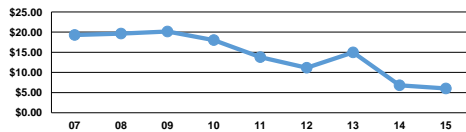
#### Service Efficiency

Mode	Operating Expenses per Vehicle Revenue Mile	Operating Expenses per Vehicle Revenue Hour
Demand Response	\$3.31	\$68.47
<b>Total</b>	<b>\$3.31</b>	<b>\$68.47</b>

#### Service Effectiveness

Mode	Operating Expenses per Unlinked Passenger Trip	Unlinked Trips per Vehicle Revenue Mile	Unlinked Trips per Vehicle Revenue Hour
Demand Response	\$24.07	0.1	2.8
<b>Total</b>	<b>\$24.07</b>	<b>0.1</b>	<b>2.8</b>

Operating Expense per Vehicle Revenue Mile: Agency Total



Unlinked Passenger Trips per Vehicle Revenue Mile: Agency Total

