

**General Information**

**Service Consumption**

47,798 Annual Unlinked Trips (UPT)

**Service Supplied**

498,633 Annual Vehicle Revenue Miles (VRM)  
 26,475 Annual Vehicle Revenue Hours (VRH)

**Summary of Operating Expenses (OE)**

\$879,479 Total Operating Expenses

**Database Information**

NTDID: 4R06-40983  
 Reporter Type: Rural General Public Transit

**Financial Information**

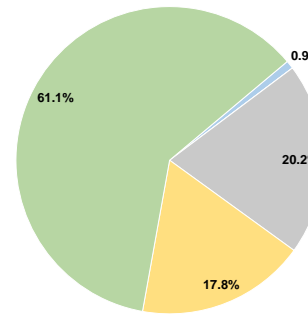
**Sources of Operating Funds Expended**

Fare Revenues	\$7,574	0.9%
Local Funds	\$0	0.0%
State Funds	\$177,924	20.2%
Federal Assistance	\$156,925	17.8%
Other Funds	\$537,056	61.1%
<b>Total Operating Funds Expended</b>	<b>\$879,479</b>	<b>100.0%</b>

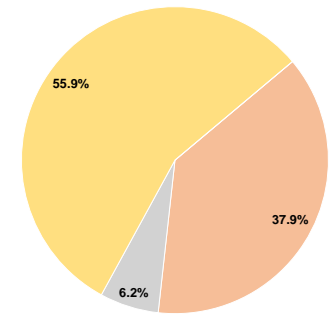
**Sources of Capital Funds Expended**

Fare Revenues	\$0	0.0%
Local Funds	\$57,456	37.9%
State Funds	\$9,431	6.2%
Federal Assistance	\$84,876	55.9%
Other Funds	\$0	0.0%
<b>Total Capital Funds Expended</b>	<b>\$151,763</b>	<b>100.0%</b>

**Operating Funding Sources**



**Capital Funding Sources**



**Modal Characteristics**

**Operation Characteristics**

**Vehicles Operated at Maximum Service**

Mode	Directly Operated	Purchased Transportation	Operating Expenses	Fare Revenues	Uses of Capital Funds	Annual Unlinked Trips	Annual Vehicle Revenue Miles	Annual Vehicle Revenue Hours
Bus	2	-	\$85,573	\$737	\$14,766	4,667	36,660	2,576
Demand Response	14	-	\$793,906	\$6,837	\$136,997	43,131	461,973	23,899
<b>Total</b>	<b>16</b>	<b>-</b>	<b>\$879,479</b>	<b>\$7,574</b>	<b>\$151,763</b>	<b>47,798</b>	<b>498,633</b>	<b>26,475</b>

**Performance Measures**


**Service Efficiency**

Mode	Operating Expenses per Vehicle Revenue Mile	Operating Expenses per Vehicle Revenue Hour
Bus	\$2.33	\$33.22
Demand Response	\$1.72	\$33.22
<b>Total</b>	<b>\$1.76</b>	<b>\$33.22</b>

**Service Effectiveness**

Mode	Operating Expenses per Unlinked Passenger Trip	Unlinked Trips per Vehicle Revenue Mile	Unlinked Trips per Vehicle Revenue Hour
Bus	\$18.34	0.1	1.8
Demand Response	\$18.41	0.1	1.8
<b>Total</b>	<b>\$18.40</b>	<b>0.1</b>	<b>1.8</b>

Operating Expense per Vehicle Revenue Mile: Agency Total



Unlinked Passenger Trips per Vehicle Revenue Mile: Agency Total

