

**General Information**

**Service Consumption**

26,810 Annual Unlinked Trips (UPT)

**Service Supplied**

185,369 Annual Vehicle Revenue Miles (VRM)  
 12,024 Annual Vehicle Revenue Hours (VRH)

**Summary of Operating Expenses (OE)**

\$358,973 Total Operating Expenses

**Database Information**

NTDID: 4R06-41028  
 Reporter Type: Rural General Public Transit

**Financial Information**

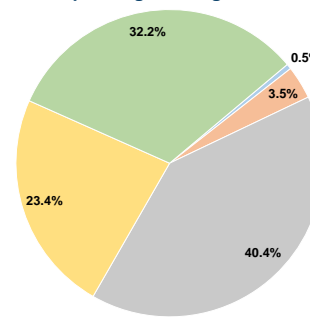
**Sources of Operating Funds Expended**

Fare Revenues	\$1,953	0.5%
Local Funds	\$12,510	3.5%
State Funds	\$144,965	40.4%
Federal Assistance	\$83,870	23.4%
Other Funds	\$115,675	32.2%
<b>Total Operating Funds Expended</b>	<b>\$358,973</b>	<b>100.0%</b>

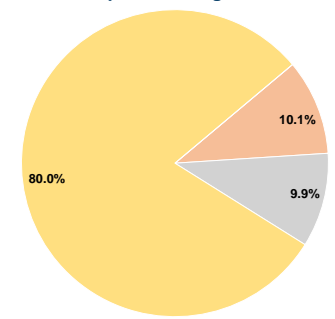
**Sources of Capital Funds Expended**

Fare Revenues	\$0	0.0%
Local Funds	\$132	10.1%
State Funds	\$130	9.9%
Federal Assistance	\$1,047	80.0%
Other Funds	\$0	0.0%
<b>Total Capital Funds Expended</b>	<b>\$1,309</b>	<b>100.0%</b>

**Operating Funding Sources**



**Capital Funding Sources**



**Modal Characteristics**

**Operation Characteristics**

**Vehicles Operated at Maximum Service**

Mode	Vehicles Operated at Maximum Service			Fare Revenues	Uses of Capital Funds	Annual Unlinked Trips	Annual Vehicle Revenue Miles	Annual Vehicle Revenue Hours
	Directly Operated	Purchased Transportation	Operating Expenses					
Bus	2	-	\$120,135	\$654	\$438	8,832	45,661	4,024
Demand Response	5	-	\$238,838	\$1,299	\$871	17,978	139,708	8,000
<b>Total</b>	<b>7</b>	<b>-</b>	<b>\$358,973</b>	<b>\$1,953</b>	<b>\$1,309</b>	<b>26,810</b>	<b>185,369</b>	<b>12,024</b>

**Performance Measures**

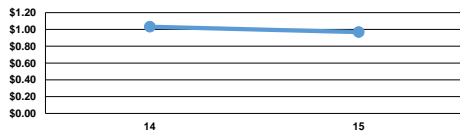
**Service Efficiency**

Mode	Operating Expenses per Vehicle Revenue Mile	Operating Expenses per Vehicle Revenue Hour
Bus	\$2.63	\$29.85
Demand Response	\$1.71	\$29.85
<b>Total</b>	<b>\$1.94</b>	<b>\$29.85</b>

**Service Effectiveness**

Mode	Operating Expenses per Unlinked Passenger Trip	Unlinked Trips per Vehicle Revenue Mile	Unlinked Trips per Vehicle Revenue Hour
Bus	\$13.60	0.2	2.2
Demand Response	\$13.29	0.1	2.2
<b>Total</b>	<b>\$13.39</b>	<b>0.1</b>	<b>2.2</b>

Operating Expense per Vehicle Revenue Mile: Agency Total



Unlinked Passenger Trips per Vehicle Revenue Mile: Agency Total

