

**General Information**

**Service Consumption**

63,227 Annual Unlinked Trips (UPT)

**Service Supplied**

463,725 Annual Vehicle Revenue Miles (VRM)  
 29,989 Annual Vehicle Revenue Hours (VRH)

**Summary of Operating Expenses (OE)**

\$723,744 Total Operating Expenses

**Database Information**

NTDID: 4R06-41150  
 Reporter Type: Rural General Public Transit

**Financial Information**

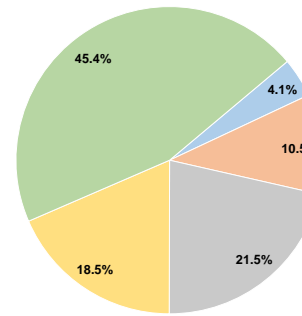
**Sources of Operating Funds Expended**

Fare Revenues	\$29,885	4.1%
Local Funds	\$76,277	10.5%
State Funds	\$155,484	21.5%
Federal Assistance	\$133,644	18.5%
Other Funds	\$328,454	45.4%
<b>Total Operating Funds Expended</b>	<b>\$723,744</b>	<b>100.0%</b>

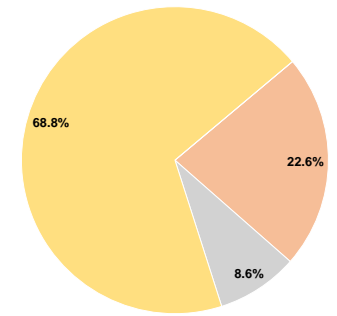
**Sources of Capital Funds Expended**

Fare Revenues	\$0	0.0%
Local Funds	\$73,630	22.6%
State Funds	\$28,047	8.6%
Federal Assistance	\$224,384	68.8%
Other Funds	\$0	0.0%
<b>Total Capital Funds Expended</b>	<b>\$326,061</b>	<b>100.0%</b>

**Operating Funding Sources**



**Capital Funding Sources**



**Modal Characteristics**

**Operation Characteristics**

**Vehicles Operated at Maximum Service**

Mode	Directly Operated	Purchased Transportation	Operating Expenses	Fare Revenues	Uses of Capital Funds	Annual Unlinked Trips	Annual Vehicle Revenue Miles	Annual Vehicle Revenue Hours
Bus	1	-	\$53,794	\$2,221	\$24,235	4,007	24,717	2,229
Demand Response	15	-	\$669,950	\$27,664	\$301,826	59,220	439,008	27,760
<b>Total</b>	<b>16</b>	<b>-</b>	<b>\$723,744</b>	<b>\$29,885</b>	<b>\$326,061</b>	<b>63,227</b>	<b>463,725</b>	<b>29,989</b>

**Performance Measures**

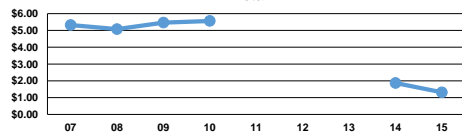
**Service Efficiency**

Mode	Operating Expenses per Vehicle Revenue Mile	Operating Expenses per Vehicle Revenue Hour
Bus	\$2.18	\$24.13
Demand Response	\$1.53	\$24.13
<b>Total</b>	<b>\$1.56</b>	<b>\$24.13</b>

**Service Effectiveness**

Mode	Operating Expenses per Unlinked Passenger Trip	Unlinked Trips per Vehicle Revenue Mile	Unlinked Trips per Vehicle Revenue Hour
Bus	\$13.43	0.2	1.8
Demand Response	\$11.31	0.1	2.1
<b>Total</b>	<b>\$11.45</b>	<b>0.1</b>	<b>2.1</b>

Operating Expense per Vehicle Revenue Mile: Agency Total



Unlinked Passenger Trips per Vehicle Revenue Mile: Agency Total

