

General Information

Service Consumption

35,070 Annual Unlinked Trips (UPT)

Service Supplied

541,289 Annual Vehicle Revenue Miles (VRM)
 22,395 Annual Vehicle Revenue Hours (VRH)

Summary of Operating Expenses (OE)

\$834,454 Total Operating Expenses

Database Information

NTDID: 4R06-41172
 Reporter Type: Rural General Public Transit

Financial Information

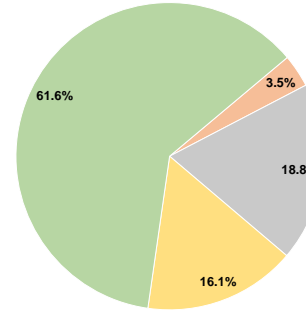
Sources of Operating Funds Expended

Fare Revenues	\$0	0.0%
Local Funds	\$28,923	3.5%
State Funds	\$157,276	18.8%
Federal Assistance	\$133,992	16.1%
Other Funds	\$514,263	61.6%
Total Operating Funds Expended	\$834,454	100.0%

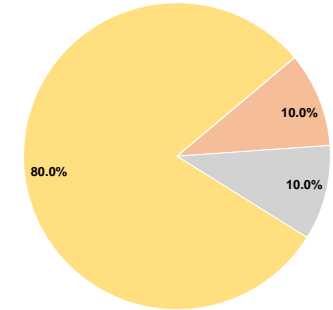
Sources of Capital Funds Expended

Fare Revenues	\$0	0.0%
Local Funds	\$19,042	10.0%
State Funds	\$19,039	10.0%
Federal Assistance	\$152,320	80.0%
Other Funds	\$0	0.0%
Total Capital Funds Expended	\$190,401	100.0%

Operating Funding Sources



Capital Funding Sources



Modal Characteristics

Operation Characteristics

Vehicles Operated at Maximum Service

Mode	Directly Operated	Purchased Transportation	Operating Expenses	Fare Revenues	Uses of Capital Funds	Annual Unlinked Trips	Annual Vehicle Revenue Miles	Annual Vehicle Revenue Hours
Demand Response	14	-	\$834,454	\$0	\$190,401	35,070	541,289	22,395
Total	14	-	\$834,454	\$0	\$190,401	35,070	541,289	22,395

Performance Measures

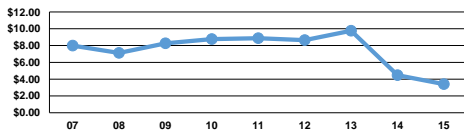
Service Efficiency

Mode	Operating Expenses per Vehicle Revenue Mile	Operating Expenses per Vehicle Revenue Hour
Demand Response	\$1.54	\$37.26
Total	\$1.54	\$37.26

Service Effectiveness

Mode	Operating Expenses per Unlinked Passenger Trip	Unlinked Trips per Vehicle Revenue Mile	Unlinked Trips per Vehicle Revenue Hour
Demand Response	\$23.79	0.1	1.6
Total	\$23.79	0.1	1.6

Operating Expense per Vehicle Revenue Mile: Agency Total



Unlinked Passenger Trips per Vehicle Revenue Mile: Agency Total

