

Generations Unlimited

2015 Annual Agency Profile

PO Box 1149
Barnwell, SC 29812

Program Manager: Mr. David Gray Jr
803-737-0738

General Information

Service Consumption

44,820 Annual Unlinked Trips (UPT)

Service Supplied

526,562 Annual Vehicle Revenue Miles (VRM)
22,065 Annual Vehicle Revenue Hours (VRH)

Summary of Operating Expenses (OE)

\$972,011 Total Operating Expenses

Database Information

NTDID: 4R07-41002
Reporter Type: Rural General Public Transit

Financial Information

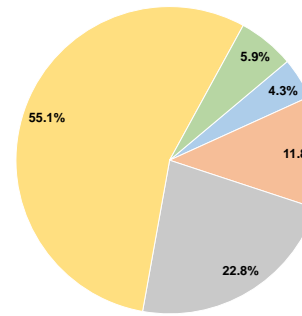
Sources of Operating Funds Expended

Fare Revenues	\$42,012	4.3%
Local Funds	\$115,170	11.8%
State Funds	\$221,188	22.8%
Federal Assistance	\$536,011	55.1%
Other Funds	\$57,630	5.9%
Total Operating Funds Expended	\$972,011	100.0%

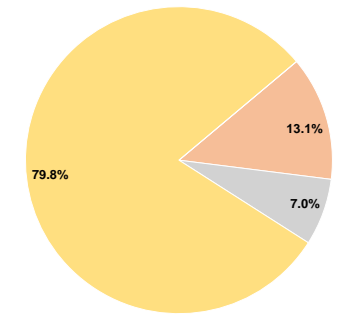
Sources of Capital Funds Expended

Fare Revenues	\$0	0.0%
Local Funds	\$25,769	13.1%
State Funds	\$13,854	7.0%
Federal Assistance	\$156,993	79.8%
Other Funds	\$0	0.0%
Total Capital Funds Expended	\$196,616	100.0%

Operating Funding Sources



Capital Funding Sources



Modal Characteristics

Operation Characteristics

Vehicles Operated at Maximum Service

Mode	Directly Operated	Purchased Transportation	Operating Expenses	Fare Revenues	Uses of Capital Funds	Annual Unlinked Trips	Annual Vehicle Revenue Miles	Annual Vehicle Revenue Hours
Demand Response	16	-	\$972,011	\$42,012	\$196,616	44,820	526,562	22,065
Total	16	-	\$972,011	\$42,012	\$196,616	44,820	526,562	22,065

Performance Measures

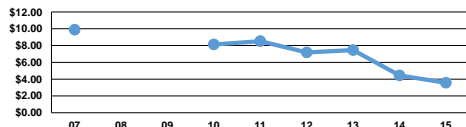
Service Efficiency

Mode	Operating Expenses per Vehicle Revenue Mile	Operating Expenses per Vehicle Revenue Hour
Demand Response	\$1.85	\$44.05
Total	\$1.85	\$44.05

Service Effectiveness

Mode	Operating Expenses per Unlinked Passenger Trip	Unlinked Trips per Vehicle Revenue Mile	Unlinked Trips per Vehicle Revenue Hour
Demand Response	\$21.69	0.1	2.0
Total	\$21.69	0.1	2.0

Operating Expense per Vehicle Revenue Mile: Agency Total



Unlinked Passenger Trips per Vehicle Revenue Mile: Agency Total

