

General Information

Service Consumption

19,014 Annual Unlinked Trips (UPT)

Service Supplied

268,004 Annual Vehicle Revenue Miles (VRM)
 10,412 Annual Vehicle Revenue Hours (VRH)

Summary of Operating Expenses (OE)

\$549,575 Total Operating Expenses

Database Information

NTDID: 4R07-41042
 Reporter Type: Rural General Public Transit

Financial Information

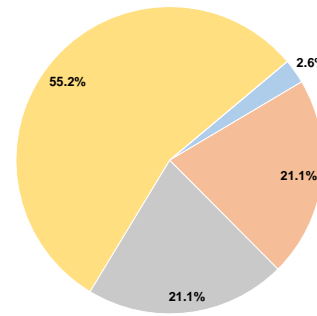
Sources of Operating Funds Expended

Fare Revenues	\$14,204	2.6%
Local Funds	\$115,795	21.1%
State Funds	\$116,113	21.1%
Federal Assistance	\$303,463	55.2%
Other Funds	\$0	0.0%
Total Operating Funds Expended	\$549,575	100.0%

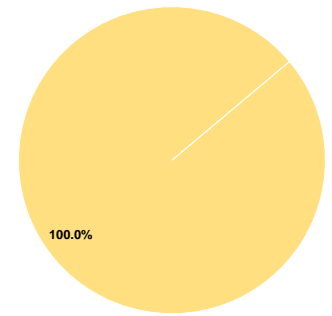
Sources of Capital Funds Expended

Fare Revenues	\$0	0.0%
Local Funds	\$0	0.0%
State Funds	\$0	0.0%
Federal Assistance	\$99,716	100.0%
Other Funds	\$0	0.0%
Total Capital Funds Expended	\$99,716	100.0%

Operating Funding Sources



Capital Funding Sources



Modal Characteristics

Operation Characteristics

Vehicles Operated at Maximum Service

Mode	Directly Operated	Purchased Transportation	Operating Expenses	Fare Revenues	Uses of Capital Funds	Annual Unlinked Trips	Annual Vehicle Revenue Miles	Annual Vehicle Revenue Hours
Demand Response	10	-	\$549,575	\$14,204	\$99,716	19,014	268,004	10,412
Total	10	-	\$549,575	\$14,204	\$99,716	19,014	268,004	10,412

Performance Measures

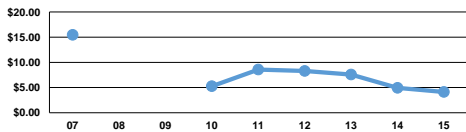
Service Efficiency

Mode	Operating Expenses per Vehicle Revenue Mile	Operating Expenses per Vehicle Revenue Hour
Demand Response	\$2.05	\$52.78
Total	\$2.05	\$52.78

Service Effectiveness

Mode	Operating Expenses per Unlinked Passenger Trip	Unlinked Trips per Vehicle Revenue Mile	Unlinked Trips per Vehicle Revenue Hour
Demand Response	\$28.90	0.1	1.8
Total	\$28.90	0.1	1.8

Operating Expense per Vehicle Revenue Mile: Agency Total



Unlinked Passenger Trips per Vehicle Revenue Mile: Agency Total

