

General Information

Urbanized Area (UZA) Statistics - 2010 Census

308 Middletown, OH
 56 Square Miles
 97,503 Population
 308 Pop. Rank out of 498 UZAs

Service Area Statistics

20 Square Miles
 49,490 Population

Service Consumption

168,312 Annual Unlinked Trips (UPT)

Service Supplied

247,534 Annual Vehicle Revenue Miles (VRM)
 17,895 Annual Vehicle Revenue Hours (VRH)

Database Information

NTDID: 50019

Reporter Type: Reduced Reporter

Financial Information

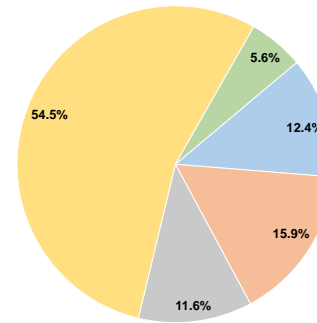
Sources of Operating Funds Expended

Fare Revenues	\$126,298	12.4%
Local Funds	\$161,703	15.9%
State Funds	\$118,361	11.6%
Federal Assistance	\$555,213	54.5%
Other Funds	\$57,548	5.6%
Total Operating Funds Expended	\$1,019,123	100.0%

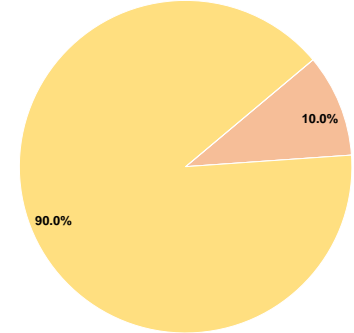
Sources of Capital Funds Expended

Fare Revenues	\$0	0.0%
Local Funds	\$1,799	10.0%
State Funds	\$0	0.0%
Federal Assistance	\$16,189	90.0%
Other Funds	\$0	0.0%
Total Capital Funds Expended	\$17,988	100.0%

Operating Funding Sources



Capital Funding Sources



Modal Characteristics

Operation Characteristics

Vehicles Operated at Maximum Service

Mode	Directly Operated	Purchased Transportation	Operating Expenses	Fare Revenues	Uses of Capital Funds	Annual Unlinked Trips	Annual Vehicle Revenue Miles	Annual Vehicle Revenue Hours	Average Fleet Age in Years ¹
Bus	4	-	\$825,746	\$114,986	\$17,988	163,388	206,244	13,923	13.0
Demand Response	1	-	\$193,377	\$11,312	\$0	4,924	41,290	3,972	6.5
Total	5	-	\$1,019,123	\$126,298	\$17,988	168,312	247,534	17,895	

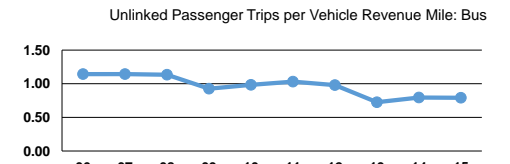
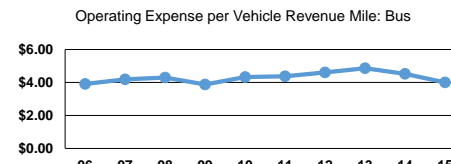
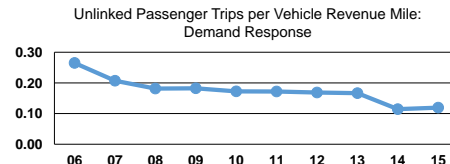
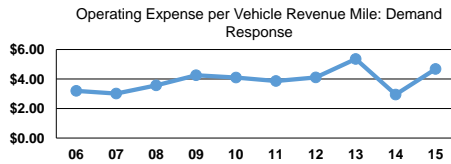
Performance Measures

Service Efficiency

Mode	Operating Expenses per Vehicle Revenue Mile	Operating Expenses per Vehicle Revenue Hour
Bus	\$4.00	\$59.31
Demand Response	\$4.68	\$48.69
Total	\$4.12	\$56.95

Service Effectiveness

Mode	Operating Expenses per Unlinked Passenger Trip	Unlinked Trips per Vehicle Revenue Mile	Unlinked Trips per Vehicle Revenue Hour
Bus	\$5.05	0.8	11.7
Demand Response	\$39.27	0.1	1.2
Total	\$6.05	0.7	9.4



Notes:

¹Demand Response - Taxi (DT) and non-dedicated fleets do not report fleet age data.