

General Information

Urbanized Area (UZA) Statistics - 2010 Census

372 Mansfield, OH
 50 Square Miles
 75,250 Population
 372 Pop. Rank out of 498 UZAs

Other UZAs Served

0 Ohio Non-UZA

Service Area Statistics

39 Square Miles
 66,787 Population

Service Consumption

277,340 Annual Unlinked Trips (UPT)

Service Supplied

392,428 Annual Vehicle Revenue Miles (VRM)
 28,631 Annual Vehicle Revenue Hours (VRH)

Database Information

NTDID: 50090

Reporter Type: Reduced Reporter

Financial Information

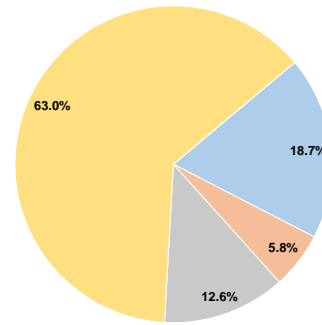
Sources of Operating Funds Expended

Fare Revenues	\$334,118	18.7%
Local Funds	\$103,007	5.8%
State Funds	\$224,421	12.6%
Federal Assistance	\$1,126,082	63.0%
Other Funds	\$0	0.0%
Total Operating Funds Expended	\$1,787,628	100.0%

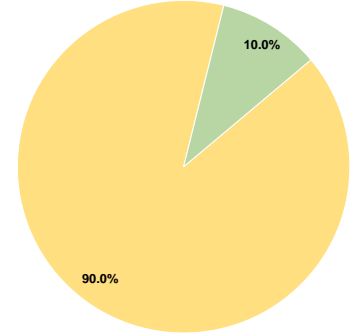
Sources of Capital Funds Expended

Fare Revenues	\$0	0.0%
Local Funds	\$0	0.0%
State Funds	\$0	0.0%
Federal Assistance	\$226,846	90.0%
Other Funds	\$25,205	10.0%
Total Capital Funds Expended	\$252,051	100.0%

Operating Funding Sources



Capital Funding Sources



Modal Characteristics

Operation Characteristics

Vehicles Operated at Maximum Service

Mode	Directly Operated	Purchased Transportation	Operating Expenses	Fare Revenues	Uses of Capital Funds	Annual Unlinked Trips	Annual Vehicle Revenue Miles	Annual Vehicle Revenue Hours	Average Fleet Age in Years ¹
Bus	-	8	\$1,222,237	\$224,263	\$0	258,971	280,936	19,727	6.5
Demand Response	-	6	\$565,391	\$109,855	\$252,051	18,369	111,492	8,904	7.2
Total	-	14	\$1,787,628	\$334,118	\$252,051	277,340	392,428	28,631	

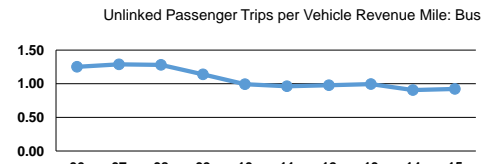
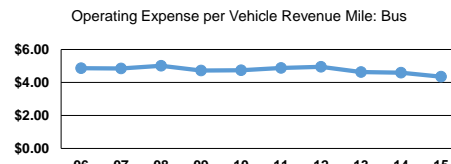
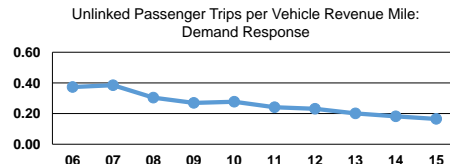
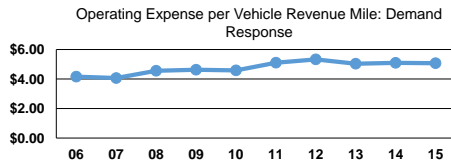
Performance Measures

Service Efficiency

Mode	Operating Expenses per Vehicle Revenue Mile	Operating Expenses per Vehicle Revenue Hour
Bus	\$4.35	\$61.96
Demand Response	\$5.07	\$63.50
Total	\$4.56	\$62.44

Service Effectiveness

Mode	Operating Expenses per Unlinked Passenger Trip	Unlinked Trips per Vehicle Revenue Mile	Unlinked Trips per Vehicle Revenue Hour
Bus	\$4.72	0.9	13.1
Demand Response	\$30.78	0.2	2.1
Total	\$6.45	0.7	9.7



Notes:

¹Demand Response - Taxi (DT) and non-dedicated fleets do not report fleet age data.