

General Information

Urbanized Area (UZA) Statistics - 2010 Census

381 Lima, OH
 52 Square Miles
 72,852 Population
 381 Pop. Rank out of 498 UZAs

Other UZAs Served

0 Ohio Non-UZA

Service Area Statistics

407 Square Miles
 106,094 Population

Service Consumption

425,827 Annual Unlinked Trips (UPT)

Service Supplied

726,500 Annual Vehicle Revenue Miles (VRM)
 55,791 Annual Vehicle Revenue Hours (VRH)

Database Information

NTDID: 50093

Reporter Type: Reduced Reporter

Financial Information

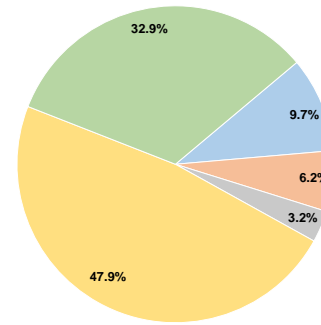
Sources of Operating Funds Expended

Fare Revenues	\$321,692	9.7%
Local Funds	\$204,803	6.2%
State Funds	\$106,868	3.2%
Federal Assistance	\$1,582,546	47.9%
Other Funds	\$1,088,909	32.9%
Total Operating Funds Expended	\$3,304,818	100.0%

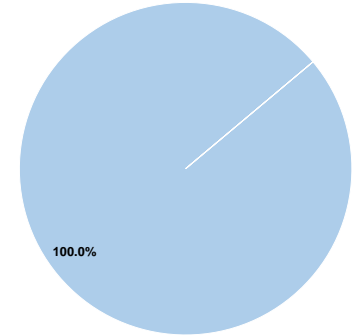
Sources of Capital Funds Expended

Fare Revenues	\$134,612	100.0%
Local Funds	\$0	0.0%
State Funds	\$0	0.0%
Federal Assistance	\$0	0.0%
Other Funds	\$0	0.0%
Total Capital Funds Expended	\$134,612	100.0%

Operating Funding Sources



Capital Funding Sources



Modal Characteristics

Operation Characteristics

Vehicles Operated at Maximum Service

Mode	Directly Operated	Purchased Transportation	Operating Expenses	Fare Revenues	Uses of Capital Funds	Annual Unlinked Trips	Annual Vehicle Revenue Miles	Annual Vehicle Revenue Hours	Average Fleet Age in Years ¹
Bus	8	-	\$1,823,914	\$178,264	\$0	315,006	423,665	29,042	7.3
Demand Response	14	7	\$1,480,904	\$278,040	\$134,612	110,821	302,835	26,749	4.4
Total	22	7	\$3,304,818	\$456,304	\$134,612	425,827	726,500	55,791	

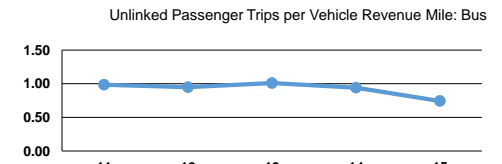
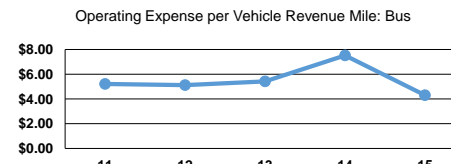
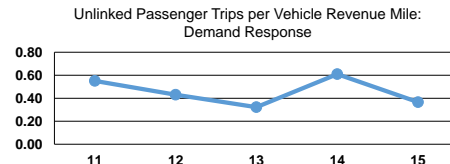
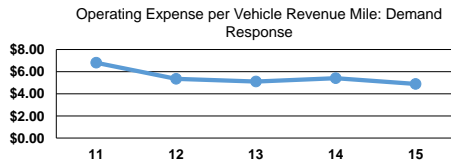
Performance Measures

Service Efficiency

Mode	Operating Expenses per Vehicle Revenue Mile	Operating Expenses per Vehicle Revenue Hour
Bus	\$4.31	\$62.80
Demand Response	\$4.89	\$55.36
Total	\$4.55	\$59.24

Service Effectiveness

Mode	Operating Expenses per Unlinked Passenger Trip	Unlinked Trips per Vehicle Revenue Mile	Unlinked Trips per Vehicle Revenue Hour
Bus	\$5.79	0.7	10.8
Demand Response	\$13.36	0.4	4.1
Total	\$7.76	0.6	7.6



Notes:

¹Demand Response - Taxi (DT) and non-dedicated fleets do not report fleet age data.