

General Information

Urbanized Area (UZA) Statistics - 2010 Census

159 Evansville, IN-KY
 119 Square Miles
 229,351 Population
 159 Pop. Rank out of 498 UZAs

Service Area Statistics

16 Square Miles
 28,900 Population

Service Consumption

143,334 Annual Unlinked Trips (UPT)

Service Supplied

201,469 Annual Vehicle Revenue Miles (VRM)
 15,309 Annual Vehicle Revenue Hours (VRH)

Database Information

NTDID: 50107

Reporter Type: Reduced Reporter

Financial Information

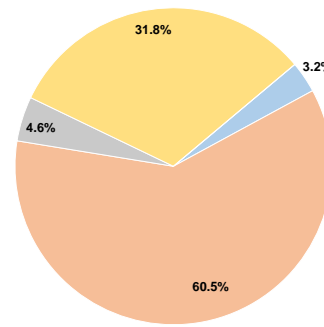
Sources of Operating Funds Expended

Fare Revenues	\$37,453	3.2%
Local Funds	\$708,332	60.5%
State Funds	\$53,428	4.6%
Federal Assistance	\$371,950	31.8%
Other Funds	\$0	0.0%
Total Operating Funds Expended	\$1,171,163	100.0%

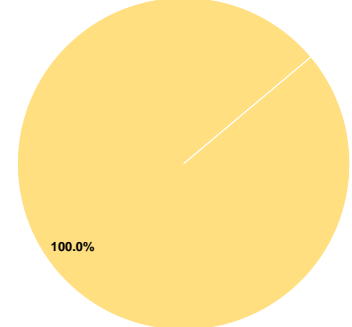
Sources of Capital Funds Expended

Fare Revenues	\$0	0.0%
Local Funds	\$0	0.0%
State Funds	\$0	0.0%
Federal Assistance	\$33,233	100.0%
Other Funds	\$0	0.0%
Total Capital Funds Expended	\$33,233	100.0%

Operating Funding Sources



Capital Funding Sources



Modal Characteristics

Operation Characteristics

Vehicles Operated at Maximum Service

Mode	Directly Operated	Purchased Transportation	Operating Expenses	Fare Revenues	Uses of Capital Funds	Annual Unlinked Trips	Annual Vehicle Revenue Miles	Annual Vehicle Revenue Hours	Average Fleet Age in Years ¹
Bus	4	-	\$936,930	\$29,963	\$26,586	130,530	155,157	10,341	4.3
Demand Response	3	-	\$234,233	\$7,490	\$6,647	12,804	46,312	4,968	4.4
Total	7	-	\$1,171,163	\$37,453	\$33,233	143,334	201,469	15,309	

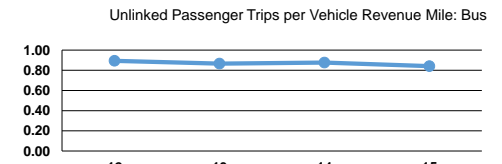
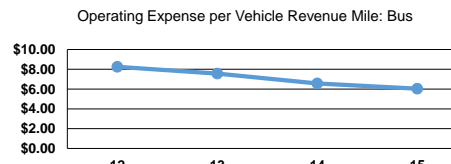
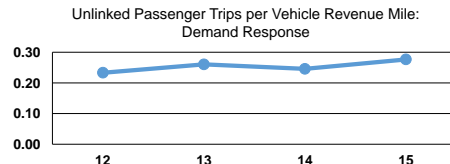
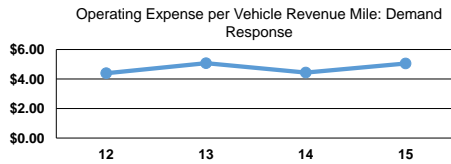
Performance Measures

Service Efficiency

Mode	Operating Expenses per Vehicle Revenue Mile	Operating Expenses per Vehicle Revenue Hour
Bus	\$6.04	\$90.60
Demand Response	\$5.06	\$47.15
Total	\$5.81	\$76.50

Service Effectiveness

Mode	Operating Expenses per Unlinked Passenger Trip	Unlinked Trips per Vehicle Revenue Mile	Unlinked Trips per Vehicle Revenue Hour
Bus	\$7.18	0.8	12.6
Demand Response	\$18.29	0.3	2.6
Total	\$8.17	0.7	9.4



Notes:

¹Demand Response - Taxi (DT) and non-dedicated fleets do not report fleet age data.