

General Information

Urbanized Area (UZA) Statistics - 2010 Census

492 Danville, IL-IN
 30 Square Miles
 50,996 Population
 492 Pop. Rank out of 498 UZAs

Other UZAs Served

224 Champaign, IL

Service Area Statistics

34 Square Miles
 88,517 Population

Service Consumption

667,204 Annual Unlinked Trips (UPT)

Service Supplied

640,785 Annual Vehicle Revenue Miles (VRM)
 31,153 Annual Vehicle Revenue Hours (VRH)

Database Information

NTDID: 50174

Reporter Type: Reduced Reporter

Financial Information

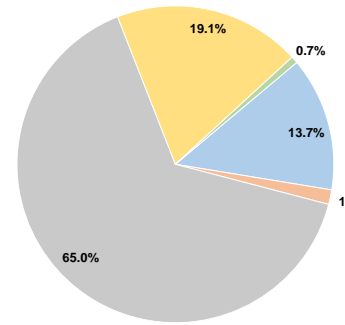
Sources of Operating Funds Expended

Fare Revenues	\$354,251	13.7%
Local Funds	\$38,468	1.5%
State Funds	\$1,680,083	65.0%
Federal Assistance	\$494,542	19.1%
Other Funds	\$18,279	0.7%
Total Operating Funds Expended	\$2,585,623	100.0%

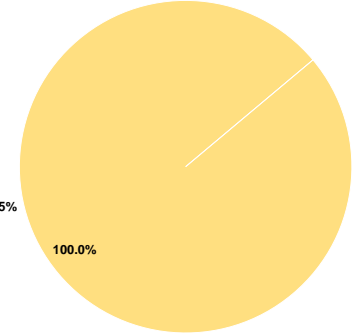
Sources of Capital Funds Expended

Fare Revenues	\$0	0.0%
Local Funds	\$0	0.0%
State Funds	\$0	0.0%
Federal Assistance	\$27,991	100.0%
Other Funds	\$0	0.0%
Total Capital Funds Expended	\$27,991	100.0%

Operating Funding Sources



Capital Funding Sources



Modal Characteristics

Operation Characteristics

Vehicles Operated at Maximum Service

Mode	Directly Operated	Purchased Transportation	Operating Expenses	Fare Revenues	Uses of Capital Funds	Annual Unlinked Trips	Annual Vehicle Revenue Miles	Annual Vehicle Revenue Hours	Average Fleet Age in Years ¹
Bus	11	-	\$2,470,582	\$330,439	\$27,991	655,895	592,829	27,355	8.1
Demand Response	-	2	\$115,041	\$23,812	\$0	11,309	47,956	3,798	
Total	11	2	\$2,585,623	\$354,251	\$27,991	667,204	640,785	31,153	

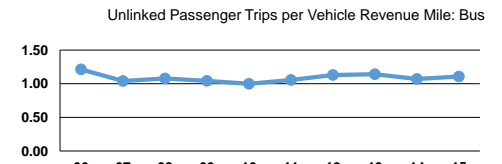
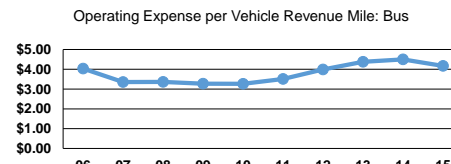
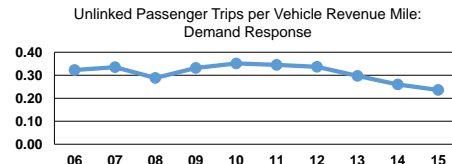
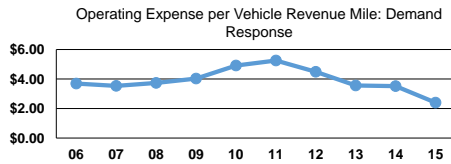
Performance Measures

Service Efficiency

Mode	Operating Expenses per Vehicle Revenue Mile	Operating Expenses per Vehicle Revenue Hour
Bus	\$4.17	\$90.32
Demand Response	\$2.40	\$30.29
Total	\$4.04	\$83.00

Service Effectiveness

Mode	Operating Expenses per Unlinked Passenger Trip	Unlinked Trips per Vehicle Revenue Mile	Unlinked Trips per Vehicle Revenue Hour
Bus	\$3.77	1.1	24.0
Demand Response	\$10.17	0.2	3.0
Total	\$3.88	1.0	21.4



Notes:

¹Demand Response - Taxi (DT) and non-dedicated fleets do not report fleet age data.