

General Information

Urbanized Area (UZA) Statistics - 2010 Census

262 South Lyon-Howell, MI
 103 **Square Miles**
 119,509 **Population**
 262 **Pop. Rank out of 498 UZAs**

Other UZAs Served

0 Michigan Non-UZA

Service Area Statistics

568 **Square Miles**
 184,443 **Population**

Service Consumption

150,284 **Annual Unlinked Trips (UPT)**

Service Supplied

742,136 **Annual Vehicle Revenue Miles (VRM)**
 38,861 **Annual Vehicle Revenue Hours (VRH)**

Database Information

NTDID: 50180

Reporter Type: Reduced Reporter

Financial Information

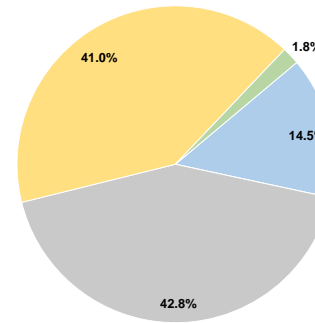
Sources of Operating Funds Expended

Fare Revenues	\$331,266	14.5%
Local Funds	\$0	0.0%
State Funds	\$977,676	42.8%
Federal Assistance	\$936,754	41.0%
Other Funds	\$40,946	1.8%
Total Operating Funds Expended	\$2,286,642	100.0%

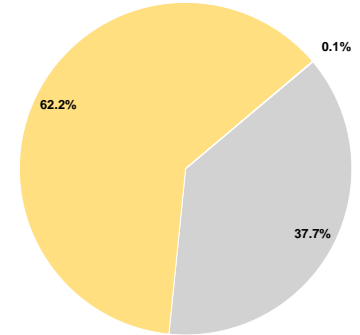
Sources of Capital Funds Expended

Fare Revenues	\$0	0.0%
Local Funds	\$0	0.0%
State Funds	\$527,160	37.7%
Federal Assistance	\$869,664	62.2%
Other Funds	\$1,000	0.1%
Total Capital Funds Expended	\$1,397,824	100.0%

Operating Funding Sources



Capital Funding Sources



Modal Characteristics

Operation Characteristics

Vehicles Operated at Maximum Service

Mode	Directly Operated	Purchased Transportation	Operating Expenses	Fare Revenues	Uses of Capital Funds	Annual Unlinked Trips	Annual Vehicle Revenue Miles	Annual Vehicle Revenue Hours	Average Fleet Age in Years ¹
Demand Response	23	-	\$2,286,642	\$331,266	\$1,397,824	150,284	742,136	38,861	3.6
Total	23	-	\$2,286,642	\$331,266	\$1,397,824	150,284	742,136	38,861	

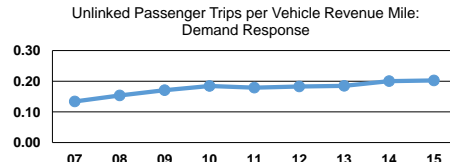
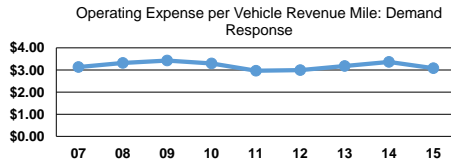
Performance Measures

Service Efficiency

Mode	Operating Expenses per Vehicle Revenue Mile	Operating Expenses per Vehicle Revenue Hour
Demand Response	\$3.08	\$58.84
Total	\$3.08	\$58.84

Service Effectiveness

Mode	Operating Expenses per Unlinked Passenger Trip	Unlinked Trips per Vehicle Revenue Mile	Unlinked Trips per Vehicle Revenue Hour
Demand Response	\$15.22	0.2	3.9
Total	\$15.22	0.2	3.9



Notes:

¹Demand Response - Taxi (DT) and non-dedicated fleets do not report fleet age data.