

General Information

Urbanized Area (UZA) Statistics - 2010 Census

178 Huntington, WV-KY-OH
 130 **Square Miles**
 202,637 **Population**
 178 **Pop. Rank out of 498 UZAs**

Other UZAs Served

0 Ohio Non-UZA

Service Area Statistics

67 **Square Miles**
 113,532 **Population**

Service Consumption

9,403 **Annual Unlinked Trips (UPT)**

Service Supplied

138,470 **Annual Vehicle Revenue Miles (VRM)**
 11,429 **Annual Vehicle Revenue Hours (VRH)**

Database Information

NTDID: 50186

Reporter Type: Reduced Reporter

Financial Information

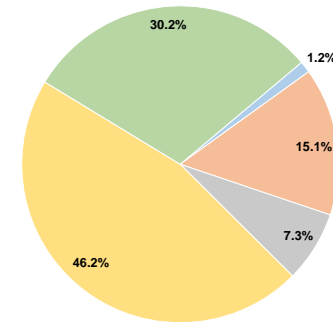
Sources of Operating Funds Expended

Fare Revenues	\$5,308	1.2%
Local Funds	\$68,035	15.1%
State Funds	\$32,700	7.3%
Federal Assistance	\$208,196	46.2%
Other Funds	\$135,923	30.2%
Total Operating Funds Expended	\$450,162	100.0%

Sources of Capital Funds Expended

Fare Revenues	\$0
Local Funds	\$0
State Funds	\$0
Federal Assistance	\$0
Other Funds	\$0
Total Capital Funds Expended	\$0

Operating Funding Sources



Modal Characteristics

Operation Characteristics

Vehicles Operated at Maximum Service

Mode	Directly Operated	Purchased Transportation	Operating Expenses	Fare Revenues	Uses of Capital Funds	Annual Unlinked Trips	Annual Vehicle Revenue Miles	Annual Vehicle Revenue Hours	Average Fleet Age in Years ¹
Demand Response	-	11	\$448,362	\$5,308	\$0	9,403	138,470	11,429	8.7
Total	-	11	\$448,362	\$5,308	\$0	9,403	138,470	11,429	

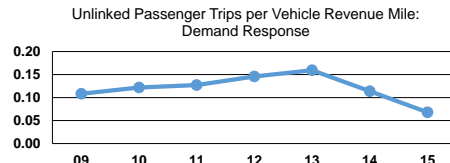
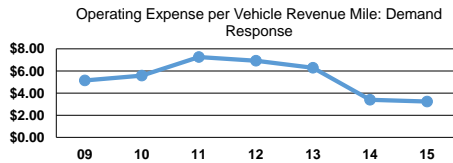
Performance Measures

Service Efficiency

Mode	Operating Expenses per Vehicle Revenue Mile	Operating Expenses per Vehicle Revenue Hour
Demand Response	\$3.24	\$39.23
Total	\$3.24	\$39.23

Service Effectiveness

Mode	Operating Expenses per Unlinked Passenger Trip	Unlinked Trips per Vehicle Revenue Mile	Unlinked Trips per Vehicle Revenue Hour
Demand Response	\$47.68	0.1	0.8
Total	\$47.68	0.1	0.8



Notes:

¹Demand Response - Taxi (DT) and non-dedicated fleets do not report fleet age data.

*This agency has a purchased transportation relationship in which they buy service from The Tri-State Transit Authority (NTDID: 30002), and in which the data are captured in another report for mode MB/PT.