

General Information

Urbanized Area (UZA) Statistics - 2010 Census

372 Mansfield, OH
 50 Square Miles
 75,250 Population
 372 Pop. Rank out of 498 UZAs

Service Area Statistics

6 Square Miles
 9,317 Population

Service Consumption

6,609 Annual Unlinked Trips (UPT)

Service Supplied

16,171 Annual Vehicle Revenue Miles (VRM)
 1,890 Annual Vehicle Revenue Hours (VRH)

Database Information

NTDID: 50195

Reporter Type: Reduced Reporter

Financial Information

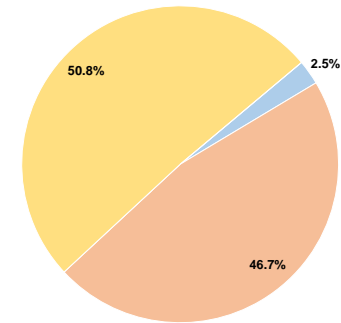
Sources of Operating Funds Expended

Fare Revenues	\$829	2.5%
Local Funds	\$15,348	46.7%
State Funds	\$0	0.0%
Federal Assistance	\$16,701	50.8%
Other Funds	\$0	0.0%
Total Operating Funds Expended	\$32,878	100.0%

Sources of Capital Funds Expended

Fare Revenues	\$0
Local Funds	\$0
State Funds	\$0
Federal Assistance	\$0
Other Funds	\$0
Total Capital Funds Expended	\$0

Operating Funding Sources



Modal Characteristics

Operation Characteristics

Vehicles Operated at Maximum Service

Mode	Directly Operated	Purchased Transportation	Operating Expenses	Fare Revenues	Uses of Capital Funds	Annual Unlinked Trips	Annual Vehicle Revenue Miles	Annual Vehicle Revenue Hours	Average Fleet Age in Years ¹
Demand Response	1	-	\$32,878	\$829	\$0	6,609	16,171	1,890	3.0
Total	1	-	\$32,878	\$829	\$0	6,609	16,171	1,890	

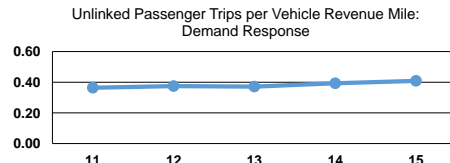
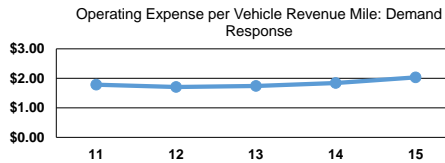
Performance Measures

Service Efficiency

Mode	Operating Expenses per Vehicle Revenue Mile	Operating Expenses per Vehicle Revenue Hour
Demand Response	\$2.03	\$17.40
Total	\$2.03	\$17.40

Service Effectiveness

Mode	Operating Expenses per Unlinked Passenger Trip	Unlinked Trips per Vehicle Revenue Mile	Unlinked Trips per Vehicle Revenue Hour
Demand Response	\$4.97	0.4	3.5
Total	\$4.97	0.4	3.5



Notes:

¹Demand Response - Taxi (DT) and non-dedicated fleets do not report fleet age data.