

**General Information**

**Urbanized Area (UZA) Statistics - 2010 Census**

33 Indianapolis, IN  
 706 Square Miles  
 1,487,483 Population  
 33 Pop. Rank out of 498 UZAs

**Other UZAs Served**

0 Indiana Non-UZA

**Service Area Statistics**

304 Square Miles  
 70,002 Population

**Service Consumption**

19,565 Annual Unlinked Trips (UPT)

**Service Supplied**

183,556 Annual Vehicle Revenue Miles (VRM)  
 15,001 Annual Vehicle Revenue Hours (VRH)

**Database Information**

NTDID: 50201

Reporter Type: Reduced Reporter

**Financial Information**

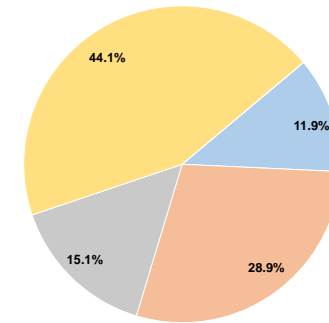
**Sources of Operating Funds Expended**

Fare Revenues	\$45,537	11.9%
Local Funds	\$111,164	28.9%
State Funds	\$58,200	15.1%
Federal Assistance	\$169,364	44.1%
Other Funds	\$0	0.0%
<b>Total Operating Funds Expended</b>	<b>\$384,265</b>	<b>100.0%</b>

**Sources of Capital Funds Expended**

Fare Revenues	\$0
Local Funds	\$0
State Funds	\$0
Federal Assistance	\$0
Other Funds	\$0
<b>Total Capital Funds Expended</b>	<b>\$0</b>

**Operating Funding Sources**



**Modal Characteristics**

**Operation Characteristics**

**Vehicles Operated at Maximum Service**

Mode	Directly Operated	Purchased Transportation	Operating Expenses	Fare Revenues	Uses of Capital Funds	Annual Unlinked Trips	Annual Vehicle Revenue Miles	Annual Vehicle Revenue Hours	Average Fleet Age in Years <sup>1</sup>
Demand Response	11	-	\$384,265	\$45,537	\$0	19,565	183,556	15,001	6.6
<b>Total</b>	<b>11</b>	<b>-</b>	<b>\$384,265</b>	<b>\$45,537</b>	<b>\$0</b>	<b>19,565</b>	<b>183,556</b>	<b>15,001</b>	

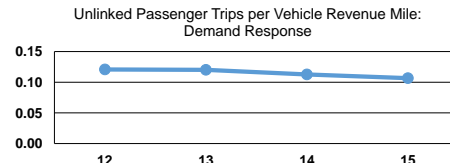
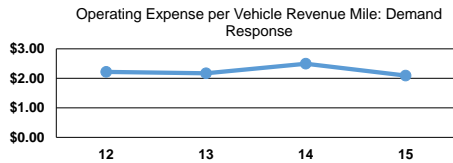
**Performance Measures**

**Service Efficiency**

Mode	Operating Expenses per Vehicle Revenue Mile	Operating Expenses per Vehicle Revenue Hour
Demand Response	\$2.09	\$25.62
<b>Total</b>	<b>\$2.09</b>	<b>\$25.62</b>

**Service Effectiveness**

Mode	Operating Expenses per Unlinked Passenger Trip	Unlinked Trips per Vehicle Revenue Mile	Unlinked Trips per Vehicle Revenue Hour
Demand Response	\$19.64	0.1	1.3
<b>Total</b>	<b>\$19.64</b>	<b>0.1</b>	<b>1.3</b>



**Notes:**

<sup>1</sup>Demand Response - Taxi (DT) and non-dedicated fleets do not report fleet age data.