

General Information

Urbanized Area (UZA) Statistics - 2010 Census

408 Carbondale, IL
 49 Square Miles
 67,821 Population
 408 Pop. Rank out of 498 UZAs

Other UZAs Served

0 Illinois Non-UZA

Service Area Statistics

584 Square Miles
 59,677 Population

Service Consumption

36,761 Annual Unlinked Trips (UPT)

Service Supplied

294,869 Annual Vehicle Revenue Miles (VRM)
 18,930 Annual Vehicle Revenue Hours (VRH)

Database Information

NTDID: 50204

Reporter Type: Reduced Reporter

Financial Information

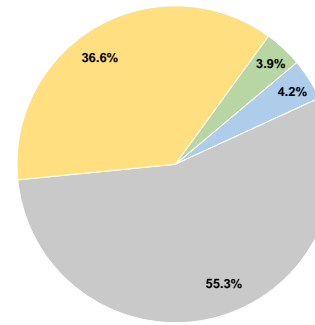
Sources of Operating Funds Expended

Fare Revenues	\$35,946	4.2%
Local Funds	\$0	0.0%
State Funds	\$468,300	55.3%
Federal Assistance	\$309,765	36.6%
Other Funds	\$32,915	3.9%
Total Operating Funds Expended	\$846,926	100.0%

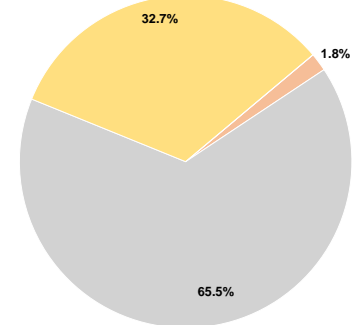
Sources of Capital Funds Expended

Fare Revenues	\$0	0.0%
Local Funds	\$2,802	1.8%
State Funds	\$103,504	65.5%
Federal Assistance	\$51,752	32.7%
Other Funds	\$0	0.0%
Total Capital Funds Expended	\$158,058	100.0%

Operating Funding Sources



Capital Funding Sources



Modal Characteristics

Operation Characteristics

Vehicles Operated at Maximum Service

Mode	Directly Operated	Purchased Transportation	Operating Expenses	Fare Revenues	Uses of Capital Funds	Annual Unlinked Trips	Annual Vehicle Revenue Miles	Annual Vehicle Revenue Hours	Average Fleet Age in Years ¹
Bus	5	-	\$31,811	\$681	\$0	812	10,658	868	6.0
Demand Response	10	-	\$815,115	\$35,265	\$158,058	35,949	284,211	18,062	5.3
Total	15	-	\$846,926	\$35,946	\$158,058	36,761	294,869	18,930	



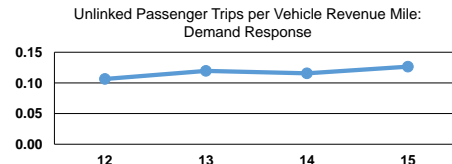
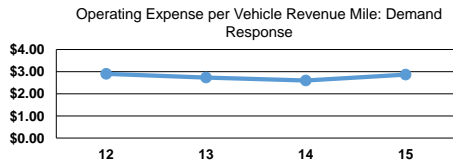
Performance Measures

Service Efficiency

Mode	Operating Expenses per Vehicle Revenue Mile	Operating Expenses per Vehicle Revenue Hour
Bus	\$2.98	\$36.65
Demand Response	\$2.87	\$45.13
Total	\$2.87	\$44.74

Service Effectiveness

Mode	Operating Expenses per Unlinked Passenger Trip	Unlinked Trips per Vehicle Revenue Mile	Unlinked Trips per Vehicle Revenue Hour
Bus	\$39.18	0.1	0.9
Demand Response	\$22.67	0.1	2.0
Total	\$23.04	0.1	1.9



Notes:

¹Demand Response - Taxi (DT) and non-dedicated fleets do not report fleet age data.