

General Information

Urbanized Area (UZA) Statistics - 2010 Census

456 Mankato, MN
 26 Square Miles
 57,584 Population
 456 Pop. Rank out of 498 UZAs

Service Area Statistics

24 Square Miles
 52,703 Population

Service Consumption

755,365 Annual Unlinked Trips (UPT)

Service Supplied

327,549 Annual Vehicle Revenue Miles (VRM)
 26,242 Annual Vehicle Revenue Hours (VRH)

Database Information

NTDID: 50205

Reporter Type: Reduced Reporter

Financial Information

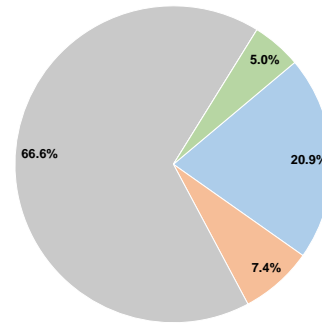
Sources of Operating Funds Expended

Fare Revenues	\$449,383	20.9%
Local Funds	\$160,000	7.4%
State Funds	\$1,434,109	66.6%
Federal Assistance	\$0	0.0%
Other Funds	\$108,577	5.0%
Total Operating Funds Expended	\$2,152,069	100.0%

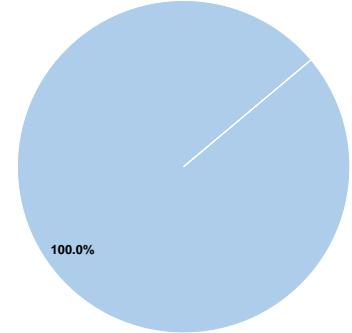
Sources of Capital Funds Expended

Fare Revenues	\$130,686	100.0%
Local Funds	\$0	0.0%
State Funds	\$0	0.0%
Federal Assistance	\$0	0.0%
Other Funds	\$0	0.0%
Total Capital Funds Expended	\$130,686	100.0%

Operating Funding Sources



Capital Funding Sources



Modal Characteristics

Operation Characteristics

Vehicles Operated at Maximum Service

Mode	Directly Operated	Purchased Transportation	Operating Expenses	Fare Revenues	Uses of Capital Funds	Annual Unlinked Trips	Annual Vehicle Revenue Miles	Annual Vehicle Revenue Hours	Average Fleet Age in Years ¹
Bus	12	-	\$1,897,287	\$553,044	\$0	745,427	275,073	21,734	5.5
Demand Response	2	-	\$254,782	\$27,025	\$130,686	9,938	52,476	4,508	2.0
Total	14	-	\$2,152,069	\$580,069	\$130,686	755,365	327,549	26,242	

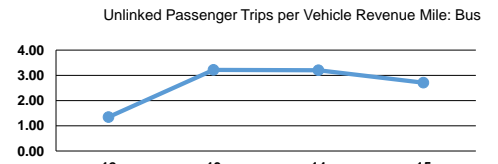
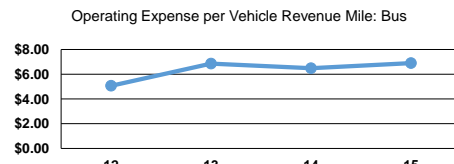
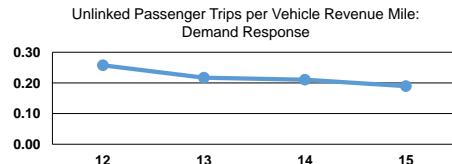
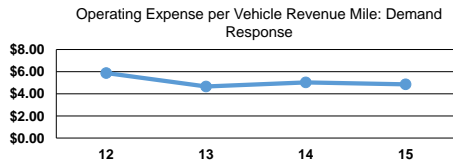
Performance Measures

Service Efficiency

Mode	Operating Expenses per Vehicle Revenue Mile	Operating Expenses per Vehicle Revenue Hour
Bus	\$6.90	\$87.30
Demand Response	\$4.86	\$56.52
Total	\$6.57	\$82.01

Service Effectiveness

Mode	Operating Expenses per Unlinked Passenger Trip	Unlinked Trips per Vehicle Revenue Mile	Unlinked Trips per Vehicle Revenue Hour
Bus	\$2.55	2.7	34.3
Demand Response	\$25.64	0.2	2.2
Total	\$2.85	2.3	28.8



Notes:

¹Demand Response - Taxi (DT) and non-dedicated fleets do not report fleet age data.