

General Information

Urbanized Area (UZA) Statistics - 2010 Census

33 Indianapolis, IN
 706 Square Miles
 1,487,483 Population
 33 Pop. Rank out of 498 UZAs

Other UZAs Served

330 Anderson, IN; 322 Muncie, IN; 0 Indiana Non-UZA

Service Area Statistics

3,906 Square Miles
 1,993,513 Population

Service Consumption

111,535 Annual Unlinked Trips (UPT)

Service Supplied

592,258 Annual Vehicle Revenue Miles (VRM)
 15,420 Annual Vehicle Revenue Hours (VRH)

Database Information

NTDID: 50209

Reporter Type: Reduced Reporter

Financial Information

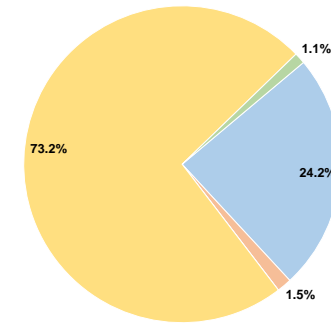
Sources of Operating Funds Expended

Fare Revenues	\$226,861	24.2%
Local Funds	\$14,093	1.5%
State Funds	\$0	0.0%
Federal Assistance	\$685,420	73.2%
Other Funds	\$10,515	1.1%
Total Operating Funds Expended	\$936,889	100.0%

Sources of Capital Funds Expended

Fare Revenues	\$0
Local Funds	\$0
State Funds	\$0
Federal Assistance	\$0
Other Funds	\$0
Total Capital Funds Expended	\$0

Operating Funding Sources



Modal Characteristics

Operation Characteristics

Vehicles Operated at Maximum Service

Mode	Directly Operated	Purchased Transportation	Operating Expenses	Fare Revenues	Uses of Capital Funds	Annual Unlinked Trips	Annual Vehicle Revenue Miles	Annual Vehicle Revenue Hours	Average Fleet Age in Years ¹
Commuter Bus	-	3	\$386,426	\$27,546	\$0	27,909	133,659	5,367	
Vanpool	-	26	\$470,078	\$199,315	\$0	83,626	458,599	10,053	0.6
Total	-	29	\$856,504	\$226,861	\$0	111,535	592,258	15,420	

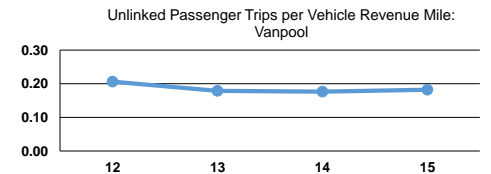
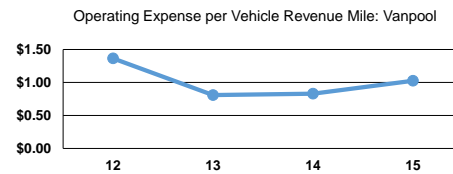
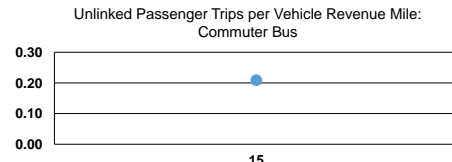
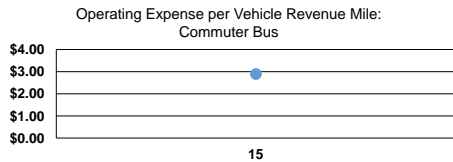
Performance Measures

Service Efficiency

Mode	Operating Expenses per Vehicle Revenue Mile	Operating Expenses per Vehicle Revenue Hour
Commuter Bus	\$2.89	\$72.00
Vanpool	\$1.03	\$46.76
Total	\$1.45	\$55.55

Service Effectiveness

Mode	Operating Expenses per Unlinked Passenger Trip	Unlinked Trips per Vehicle Revenue Mile	Unlinked Trips per Vehicle Revenue Hour
Commuter Bus	\$13.85	0.2	5.2
Vanpool	\$5.62	0.2	8.3
Total	\$7.68	0.2	7.2



Notes:

¹Demand Response - Taxi (DT) and non-dedicated fleets do not report fleet age data.