

General Information

Urbanized Area (UZA) Statistics - 2010 Census

404 DeKalb, IL
 26 Square Miles
 68,545 Population
 404 Pop. Rank out of 498 UZAs

Other UZAs Served

0 Illinois Non-UZA

Service Area Statistics

608 Square Miles
 65,653 Population

Service Consumption

247,241 Annual Unlinked Trips (UPT)

Service Supplied

615,850 Annual Vehicle Revenue Miles (VRM)
 57,913 Annual Vehicle Revenue Hours (VRH)

Database Information

NTDID: 50215

Reporter Type: Reduced Reporter

Financial Information

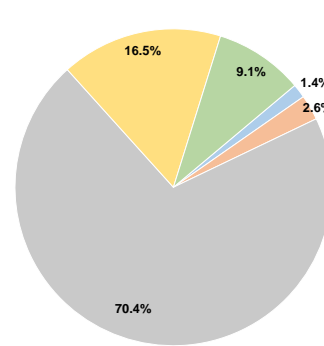
Sources of Operating Funds Expended

Fare Revenues	\$78,125	1.4%
Local Funds	\$141,017	2.6%
State Funds	\$3,857,090	70.4%
Federal Assistance	\$903,070	16.5%
Other Funds	\$497,091	9.1%
Total Operating Funds Expended	\$5,476,393	100.0%

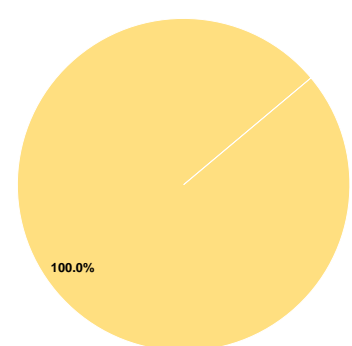
Sources of Capital Funds Expended

Fare Revenues	\$0	0.0%
Local Funds	\$0	0.0%
State Funds	\$0	0.0%
Federal Assistance	\$21,372	100.0%
Other Funds	\$0	0.0%
Total Capital Funds Expended	\$21,372	100.0%

Operating Funding Sources



Capital Funding Sources



Modal Characteristics

Operation Characteristics

Vehicles Operated at Maximum Service

Mode	Directly Operated	Purchased Transportation	Operating Expenses	Fare Revenues	Uses of Capital Funds	Annual Unlinked Trips	Annual Vehicle Revenue Miles	Annual Vehicle Revenue Hours	Average Fleet Age in Years ¹
Bus	4	-	\$1,854,303	\$20,892	\$0	150,591	130,933	15,192	4.3
Demand Response	24	-	\$3,622,080	\$57,233	\$21,372	96,650	484,917	42,721	6.3
Total	28	-	\$5,476,383	\$78,125	\$21,372	247,241	615,850	57,913	

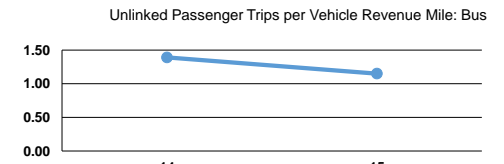
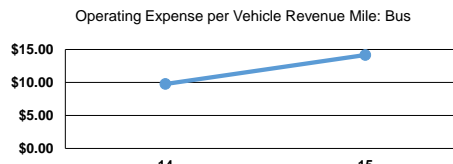
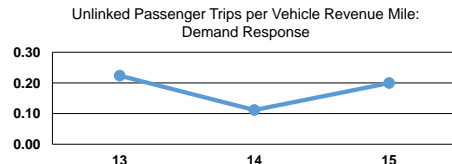
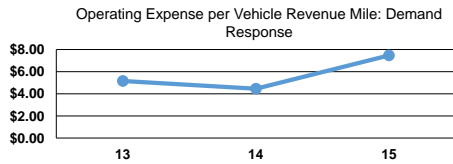
Performance Measures

Service Efficiency

Mode	Operating Expenses per Vehicle Revenue Mile	Operating Expenses per Vehicle Revenue Hour
Bus	\$14.16	\$122.06
Demand Response	\$7.47	\$84.78
Total	\$8.89	\$94.56

Service Effectiveness

Mode	Operating Expenses per Unlinked Passenger Trip	Unlinked Trips per Vehicle Revenue Mile	Unlinked Trips per Vehicle Revenue Hour
Bus	\$12.31	1.2	9.9
Demand Response	\$37.48	0.2	2.3
Total	\$22.15	0.4	4.3



Notes:

¹Demand Response - Taxi (DT) and non-dedicated fleets do not report fleet age data.

*This agency has a purchased transportation relationship in which they sell service to DeKalb County (NTDID: 50214), and in which the data are captured in this report for mode DR/DO.

*This agency has a purchased transportation relationship in which they sell service to City of DeKalb (NTDID: 50176), and in which the data are captured in this report for mode MB/DO.

*This agency has a purchased transportation relationship in which they sell service to City of DeKalb (NTDID: 50176), and in which the data are captured in this report for mode DR/DO.